



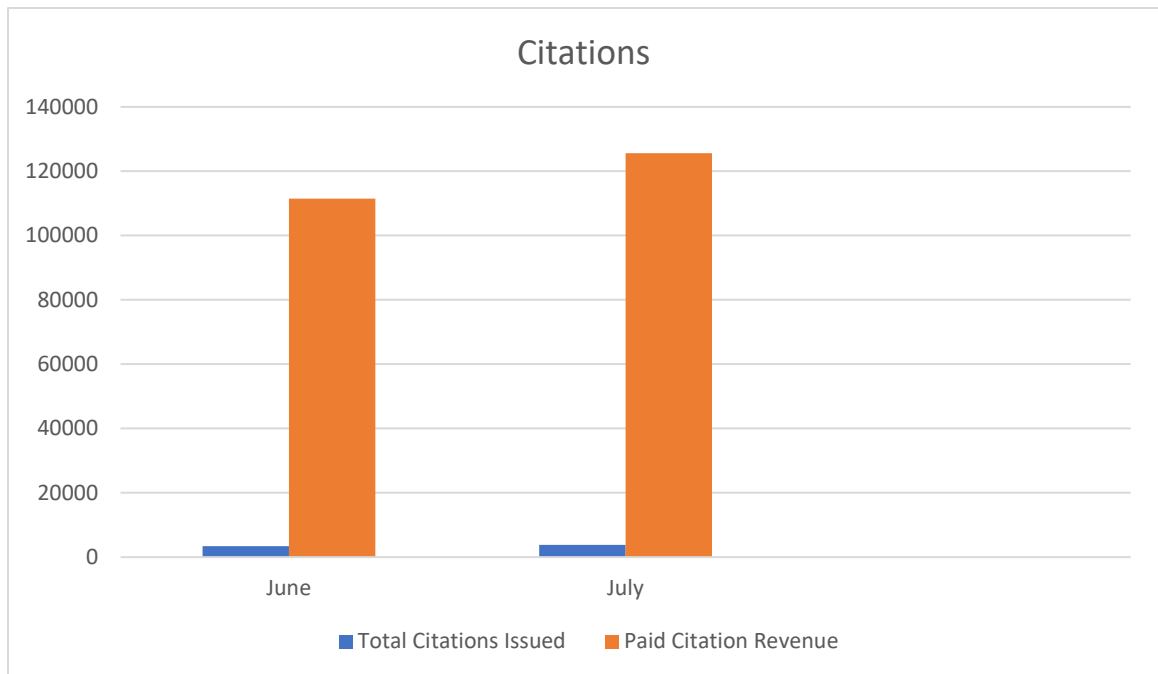
# Monthly Parking Division Report

**To:** Todd Stoughton  
Interim City Manager

**Date:** August 8, 2024

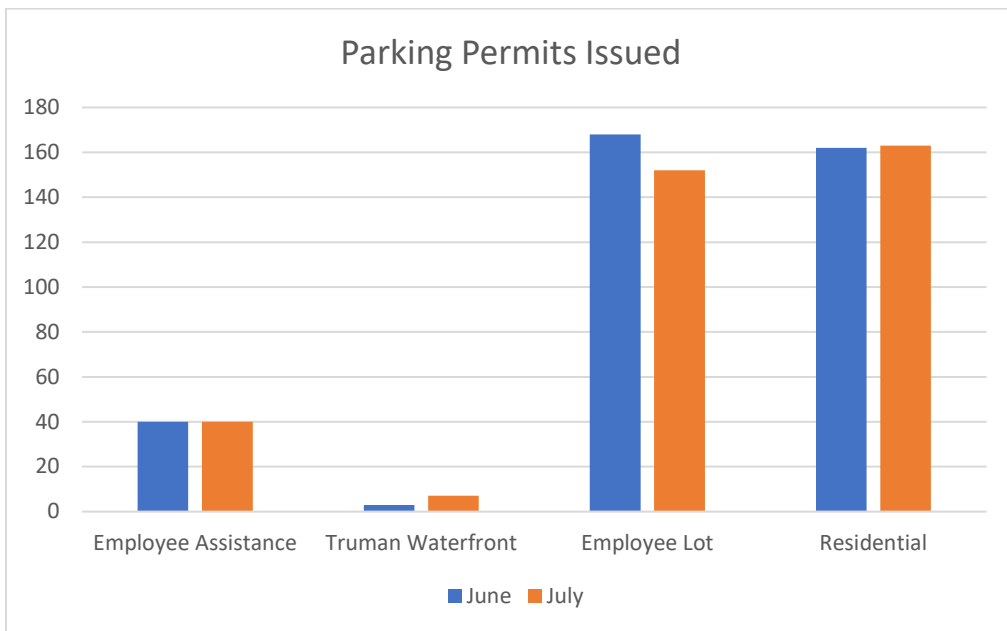
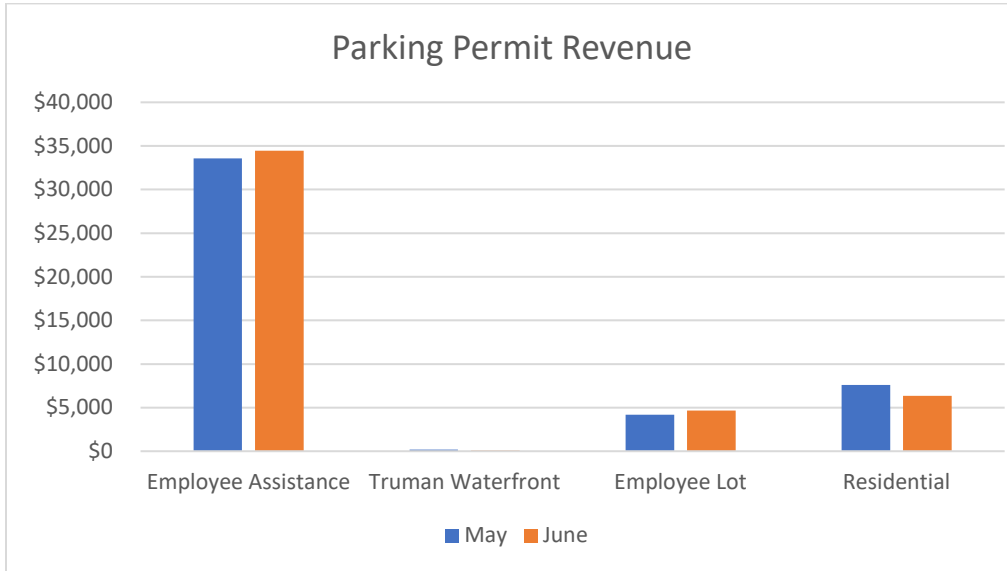
**From:** John Wilkins  
Parking Division Director

**Subject:** July 2024 Parking Division Report



	<b>Total Citations Issued</b>	<b>Paid Citation Revenue</b>
June 2024	3429	\$111,435
July 2024	3766	\$125,570

	<b>Total Citation Appeals</b>	<b>KWPD Dispatch Calls</b>
June 2024	197	Not Reported
July 2024	262	Not Reported

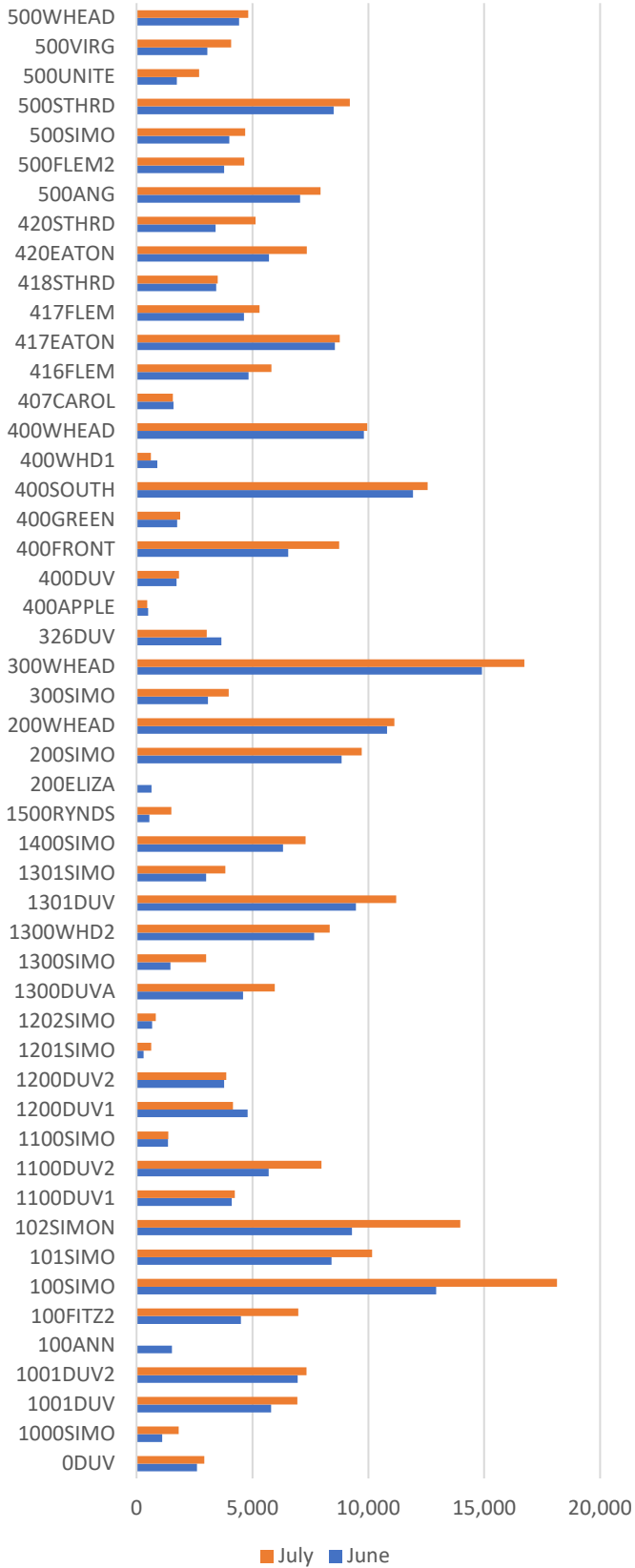


<b>Parking Permits Issued</b>	<b>June</b>	<b>July</b>
Employee Assistance	40	40
Truman Waterfront	3	7
Employee Lot	168	152
Residential	162	163

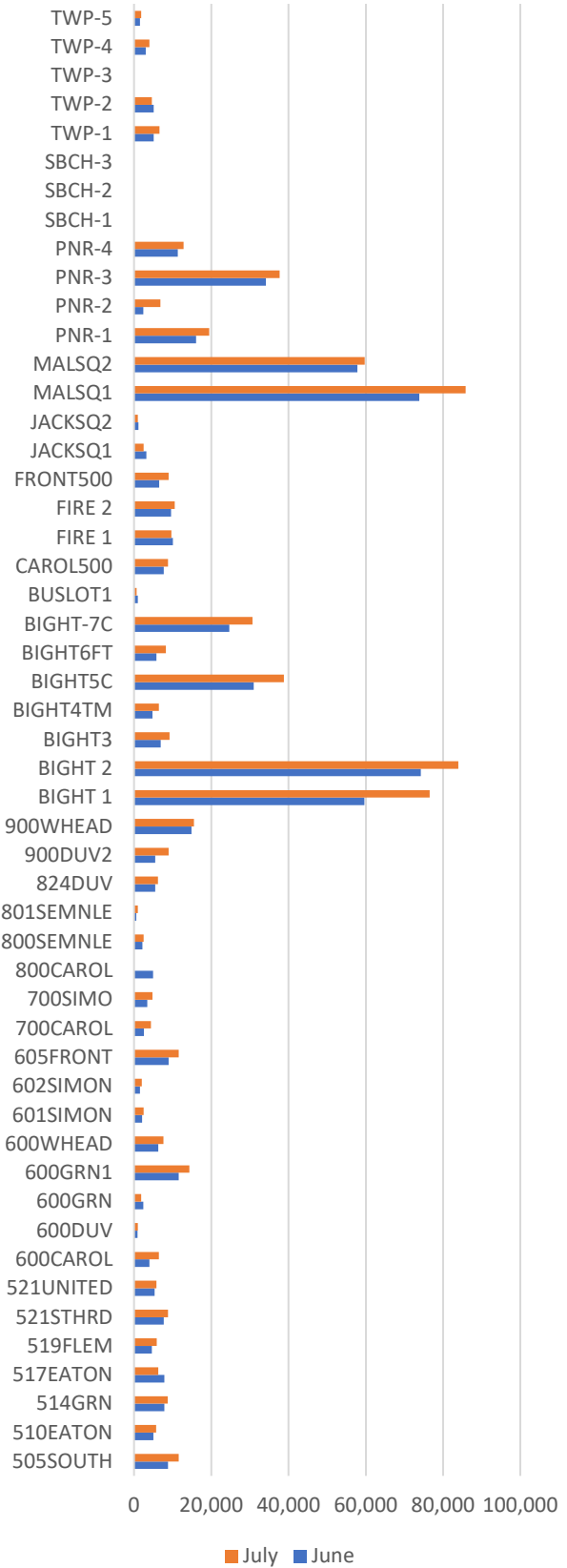
<b>Parking Permit Revenue</b>	<b>June</b>	<b>July</b>
Employee Assistance	\$34,438	\$34,438
Truman Waterfront	\$85	\$198
Employee Lot	\$4,675	\$4,230
Residential	\$6,339	\$6,378

<b>Temporary ROW Permits</b>	<b>June</b>	<b>July</b>
Issued	103	80
Revenue	\$5,150	\$4,000

### Paystation Revenue

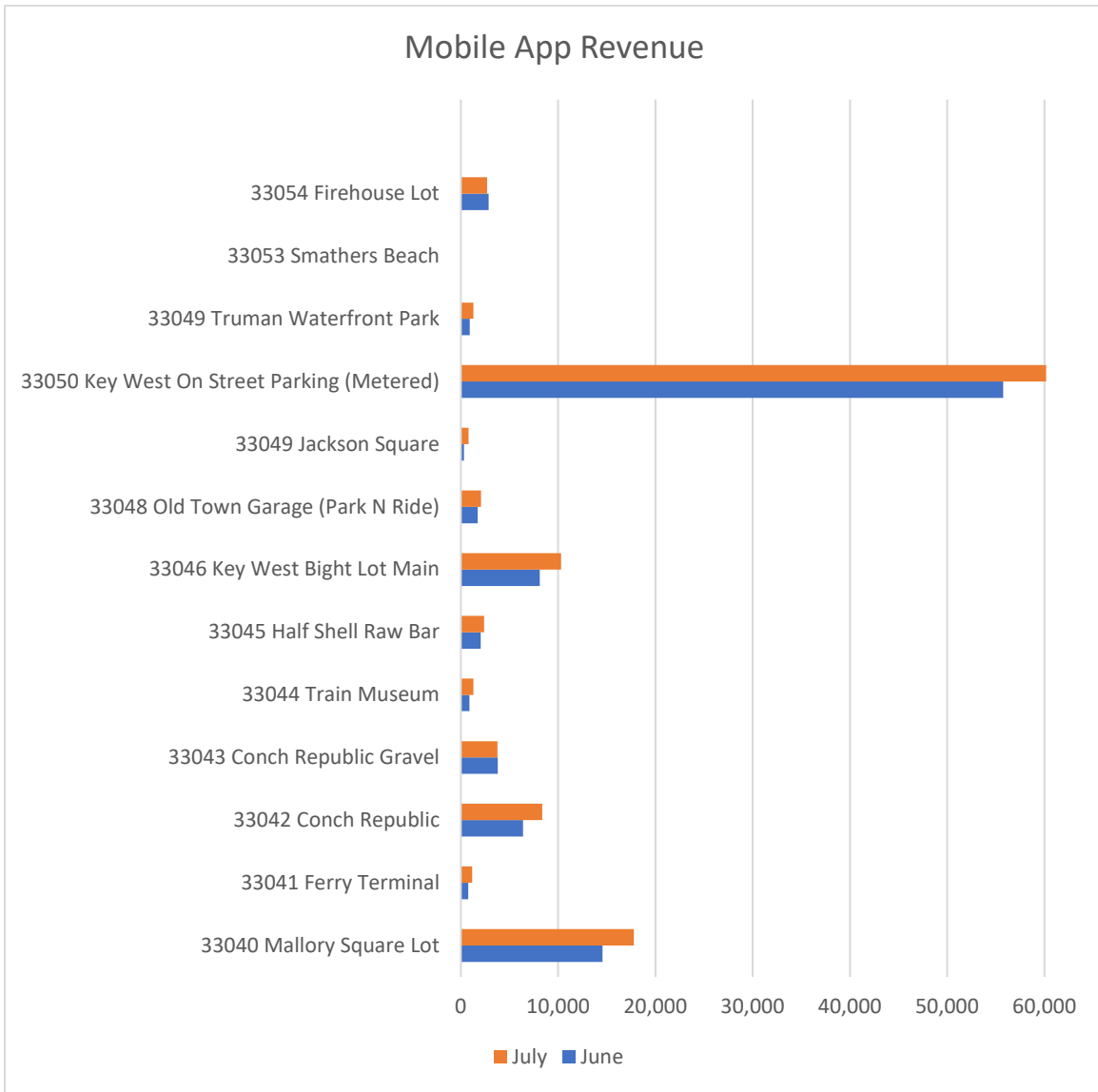


### Paystation Revenue



Paystation	June	July
0DUV	\$2,609.35	\$2,920.70
1000SIMO	\$1,102.55	\$1,819.18
1001DUV	\$5,801.55	\$6,937.21
1001DUV2	\$6,953.93	\$7,332.57
100ANN	\$1,527.82	\$0.00
100FITZ2	\$4,504.28	\$6,979.05
100SIMO	\$12,925.28	\$18,143.06
101SIMO	\$8,416.05	\$10,167.00
102SIMON	\$9,289.87	\$13,966.36
1100DUV1	\$4,105.77	\$4,244.15
1100DUV2	\$5,704.27	\$7,972.83
1100SIMO	\$1,357.17	\$1,366.08
1200DUV1	\$4,793.10	\$4,163.11
1200DUV2	\$3,777.55	\$3,874.20
1201SIMO	\$304.51	\$631.06
1202SIMO	\$666.77	\$833.22
1300DUVA	\$4,593.34	\$5,957.00
1300SIMO	\$1,461.92	\$3,000.03
1300WHD2	\$7,667.58	\$8,335.16
1301DUV	\$9,465.43	\$11,204.14
1301SIMO	\$3,005.60	\$3,833.76
1400SIMO	\$6,318.53	\$7,287.23
1500RYNDS	\$556.56	\$1,506.33
200ELIZA	\$651.02	\$0.00
200SIMO	\$8,851.13	\$9,710.12
200WHEAD	\$10,803.70	\$11,118.46
300SIMO	\$3,086.73	\$3,976.87
300WHEAD	\$14,902.38	\$16,730.79
326DUV	\$3,666.15	\$3,030.37
400APPLE	\$498.81	\$463.09
400DUV	\$1,719.56	\$1,823.97
400FRONT	\$6,547.08	\$8,744.35
400GREEN	\$1,745.73	\$1,885.80
400SOUTH	\$11,930.83	\$12,556.01
400WHD1	\$897.79	\$624.78
400WHEAD	\$9,805.20	\$9,952.94
407CAROL	\$1,587.71	\$1,571.92
416FLEM	\$4,827.80	\$5,819.43
417EATON	\$8,555.69	\$8,771.34
417FLEM	\$4,627.81	\$5,302.01
418STHRD	\$3,435.91	\$3,501.32
420EATON	\$5,712.38	\$7,350.02
420STHRD	\$3,414.93	\$5,127.82
500ANG	\$7,058.91	\$7,934.66
500FLEM2	\$3,780.04	\$4,650.67
500SIMO	\$4,003.28	\$4,690.19
500STHRD	\$8,502.89	\$9,207.07
500UNITE	\$1,737.74	\$2,703.57
500VIRG	\$3,055.49	\$4,080.35
500WHEAD	\$4,417.60	\$4,814.81

Paystation	June	July
505SOUTH	\$8,819.95	\$11,548.15
510EATON	\$5,012.26	\$5,730.09
514GRN	\$7,843.83	\$8,694.60
517EATON	\$7,863.71	\$6,267.08
519FLEM	\$4,638.29	\$5,872.54
521STHRD	\$7,686.39	\$8,819.94
521UNITED	\$5,300.16	\$5,831.50
600CAROL	\$3,977.00	\$6,416.18
600DUV	\$892.63	\$1,015.95
600GRN	\$2,408.23	\$1,891.23
600GRN1	\$11,524.21	\$14,318.43
600WHEAD	\$6,281.23	\$7,615.59
601SIMON	\$2,084.28	\$2,466.51
602SIMON	\$1,546.19	\$2,018.18
605FRONT	\$8,946.20	\$11,532.92
700CAROL	\$2,548.88	\$4,407.63
700SIMO	\$3,467.71	\$4,802.80
800CAROL	\$4,934.89	\$20.75
800SEMNLE	\$2,128.91	\$2,480.19
801SEMNLE	\$569.65	\$945.04
824DUV	\$5,507.26	\$6,233.57
900DUV2	\$5,444.49	\$8,931.14
900WHEAD	\$14,907.94	\$15,479.73
BIGHT 1	\$59,639.76	\$76,507.32
BIGHT 2	\$74,220.66	\$83,993.11
BIGHT3	\$6,885.30	\$9,176.27
BIGHT4TM	\$4,809.15	\$6,446.64
BIGHT5C	\$30,987.66	\$38,765.20
BIGHT6FT	\$5,772.61	\$8,233.20
BIGHT-7C	\$24,685.66	\$30,638.69
BUSLOT1	\$945.00	\$630.00
CAROL500	\$7,678.39	\$8,761.58
FIRE 1	\$10,048.62	\$9,651.05
FIRE 2	\$9,625.97	\$10,511.81
FRONT500	\$6,543.77	\$8,923.54
JACKSQ1	\$3,176.32	\$2,467.53
JACKSQ2	\$1,126.15	\$1,015.89
MALSQ1	\$73,822.80	\$85,858.00
MALSQ2	\$57,795.80	\$59,734.20
PNR-1	\$16,075.51	\$19,485.90
PNR-2	\$2,378.25	\$6,811.35
PNR-3	\$34,111.88	\$37,698.95
PNR-4	\$11,345.25	\$12,799.50
SBCH-1	\$0.00	\$0.00
SBCH-2	\$0.00	\$0.00
SBCH-3	\$0.00	\$0.00
TWP-1	\$5,079.84	\$6,594.30
TWP-2	\$5,111.35	\$4,651.90
TWP-3	\$0.00	\$0.00
TWP-4	\$3,029.31	\$4,022.61
TWP-5	\$1,498.92	\$1,850.67



Zone	June	July
33040 Mallory Square Lot	\$14,554.45	\$17,801.10
33041 Ferry Terminal	\$768.05	\$1,170.75
33042 Conch Republic	\$6,388.25	\$8,364.95
33043 Conch Republic Gravel	\$3,785.20	\$3,748.60
33044 Train Museum	\$876.35	\$1,277.20
33045 Half Shell Raw Bar	\$2,037.25	\$2,380.55
33046 Key West Bight Lot Main	\$8,106.20	\$10,305.15
33048 Old Town Garage (Park N Ride)	\$1,740.65	\$2,074.60
33049 Jackson Square	\$334.15	\$801.55
33050 Key West On Street Parking (Metered)	\$55,763.55	\$61,613.80
33049 Truman Waterfront Park	\$915.25	\$1,275.85
33053 Smathers Beach	\$0.00	\$0.00
33054 Firehouse Lot	\$2,842.65	\$2,703.25