



Monthly Port & Marine Services Department Report

To: Albert P. Childress
City Manager

APC

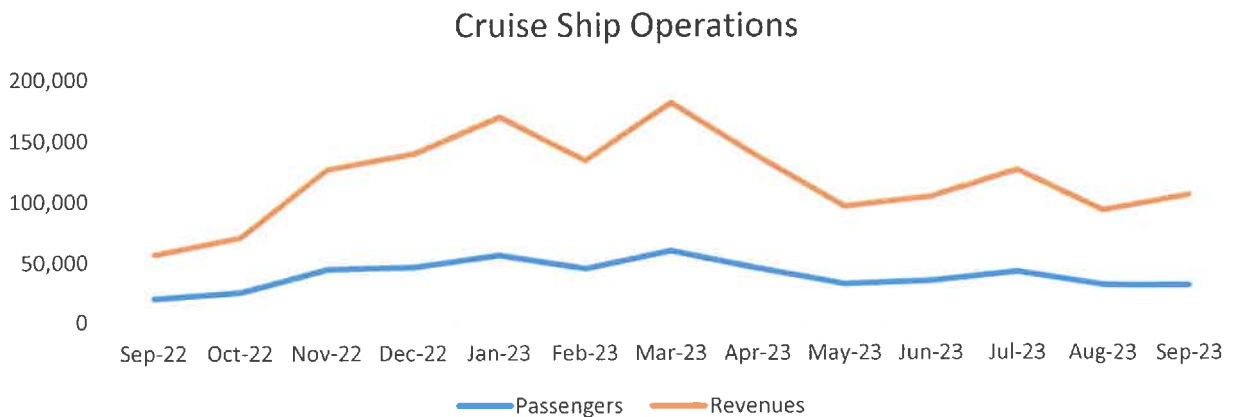
Date: November 9, 2023

From: Steve McAlearney
Port & Marine Services Director

Subject: October 2023 Port and Marine Services

Port (Pier B)

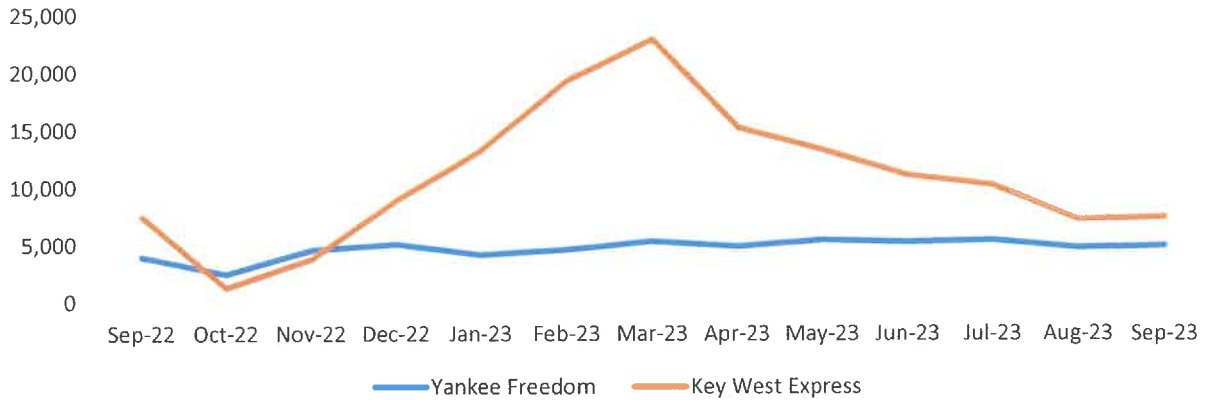
- 12 cruise ship visits
- \$104,791 passenger fee revenue



Ferry Terminal

- 12,332 total ferry passengers
- \$21,411 passenger fee revenue
- 19,201 gallons diesel sold

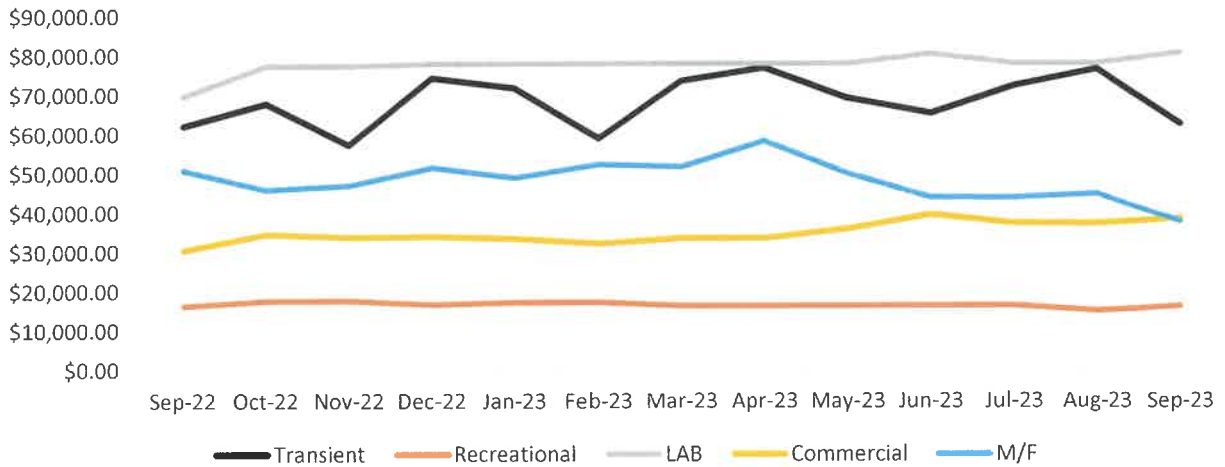
Passenger Count / Ferry Terminal



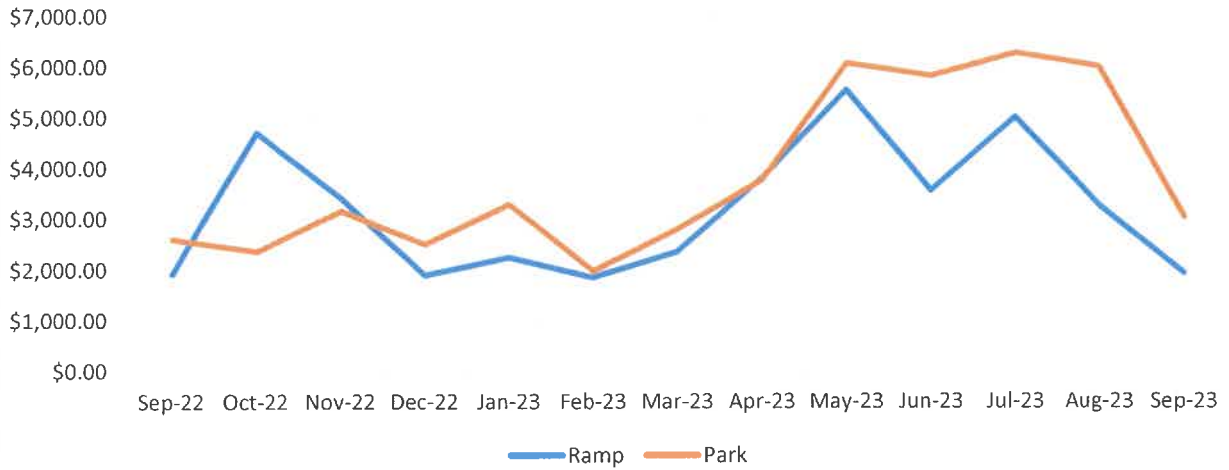
City Marina @ Garrison Bight

- \$117,307 transient, commercial and recreational dockage revenue
- \$80,797 liveaboard dockage revenue
- \$37,868 mooring field revenue
- \$4,938 ramp fees and parking revenue

City Marina at Garrison Bight Revenues



City Marina at Garrison Bight - Ramp / Parking Fees



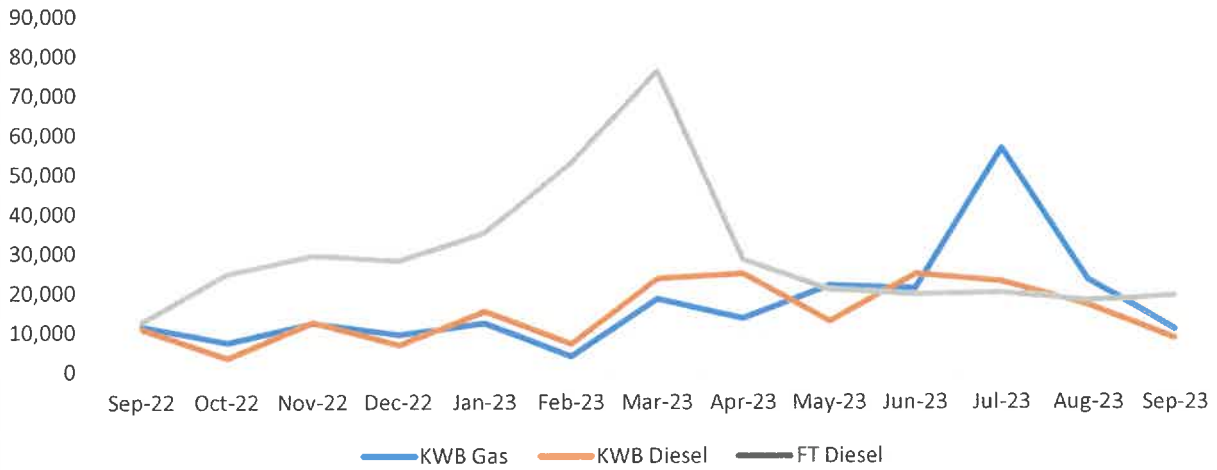
Key West Historic Seaport

- \$202,393 total monthly wet slip revenue
- 10,874 gallons gas sold
- 8,319 gallons diesel sold

Key West Bight & Ferry Terminal Dockage Revenue



Key West Bight & Ferry Terminal Fuel Sales in Gallons



Administrative/ Financial

- Complete Oct billing – 3.7 % CPI increase on account: Waterfront Brewery
- Dockage (Liveaboard, Commercial, Recreational, Transient, Dinghy Dock) increase of 3.7% for Key West Bight and City Marina at Garrison Bight

