



1

Part 1  
Proposal Requirements



2

Proposal  
Schedule of Values



3

Licensing  
Business Certificates  
NICET IV Certificate  
Insurance  
ASIS; SIA and Product Certificate



Cert# 110154

4

Addendum #1  
Work Included  
System Specifics  
RFP Bill of Materials/Quote



5

Product Documentation  
and Shop Cuts  
Historical Seaport CCTV  
Drawing Revision #1 4/1/15



Justin Peterson  
President  
Office (239) 415-4374 ext 229  
Cell (239) 425-7644  
jupeterson@IFSS.com  
7857 Drew Circle Suite 15  
Fort Myers FL, 33967

[www.IFSS.com](http://www.IFSS.com)

John Peterson  
Chief Operating Officer  
Office (239) 415-4374 ext 222  
Cell (239) 677-6609  
jpeterson@IFSS.com  
7857 Drew Circle Suite 15  
Fort Myers FL, 33967

[www.IFSS.com](http://www.IFSS.com)



---

---

**PART 1**  
**PROPOSAL REQUIREMENTS**

---

---

KB 1403

KWHS CCTV  
SURVEILLANCE  
PROPOSAL REQUIREMENTS



## REQUEST FOR PROPOSAL

Sealed bids for the City of Key West Caroline Street and Bahama Village Community Redevelopment Agency (CRA) RFP #05-015 CCTV SURVEILLANCE SYSTEM, addressed to the City of Key West, will be received at the Office of the City Clerk, 3126 Flagler St., Key West Florida, 33040 until 3:00 pm on April 8, 2015 and then will be publicly opened and read. Any bids received after the time and date specified will not be considered.

**Please submit one (1) original and two (2) flash drives each with one single PDF file of the sections entitled "Proposal Requirements" and "Contract Forms". Proposal package is to be enclosed in a sealed envelope, clearly marked on the outside "Proposal FOR" addressed and delivered to the City Clerk at the address noted above.**

The project contemplated consists of providing all design, equipment, labor and materials necessary to accomplish the following:

- Design and Installation of a CCTV Surveillance System for the Key West Historic Seaport (KWHS) Exterior Common Areas and the Ferry Terminal Building and Grounds.

Drawings and Specifications may be obtained from Demand Star by Onvia. Please contact Demand Star at [www.demandstar.com](http://www.demandstar.com) or call 1-800-711-1712 or [www.cityofkeywest-fl.gov](http://www.cityofkeywest-fl.gov)

A **mandatory pre-bid meeting** will be held in the conference room at the KWHS Port and Marine Services Offices, 201 William Street, Key West, Florida on March 25, 2015 at 2:30 p.m.

The successful Proposer will be required to furnish the necessary additional bond(s) for the faithful performance of the Contract, as prescribed in the Proposal Documents. The Proposer will also be required to furnish documentation showing that he is in compliance with the licensing requirements of the State and the provisions of Chapter 66 section 87 of the Code of Ordinances of the City of Key West. Compliance with these provisions is required before the Contractor can enter into the agreement contained in the Contract Documents. Specifically, Proposer shall demonstrate that he holds, as a minimum, the following licenses and certificates required by State Statute and local codes.

**EACH PROPOSAL MUST BE SUBMITTED ON THE PRESCRIBED FORM AND ACCOMPANIED BY BID SECURITY AS PRESCRIBED IN THE INSTRUCTIONS TO PROPOSERS, PAYABLE TO THE CITY OF KEY WEST, FLORIDA, IN AN AMOUNT NOT LESS THAN FIVE (5) PERCENT OF THE AMOUNT PROPOSAL.**

**THE PROPOSER MUST BE A LICENSED CONTRACTOR BY THE STATE OF FLORIDA AND SUBMIT PROOF OF SUCH WITH THE PROPOSAL.**

The Proposer shall furnish documentation showing that he is in compliance with the licensing requirements of the provisions of Chapter 66 Section 87 of the Code of Ordinances of the City of Key West; **within 10 days the following** Notice of Award and must demonstrate that he holds at a minimum, the following licenses & certificates;



- A. City of Key West Business Tax License Receipt
- B. A valid Certificate of Competency issued by the Chief Building Official of Key West, Florida.

All bid bonds, contract bonds, insurance contracts, and certificates of insurance shall be either executed by or countersigned by a licensed resident agent of the Surety or Insurance Company having his place of business in the State of Florida, and in all ways complying with the insurance laws of the State of Florida. Further, the said Surety or Insurance Company shall be duly licensed and qualified to do business in the State of Florida.

Before a Contract will be awarded for the work contemplated herein, the CRA will conduct such investigation as is necessary to determine the performance record and ability of the apparent low Proposer to perform the size and type of work specified under this Contract. Upon request, the Proposer shall submit such information as deemed necessary by the CRA to evaluate the Proposer's qualifications.

For information concerning the proposed work, or for appointment to visit the site of the proposed work, contact Karen Olson, Deputy Port and Marine Services Director, Key West Historic Seaport at 305-809-3803 or kolson@cityofkeywest-fl.gov.

As stated above at the time of the proposal submittal the Proposer must provide satisfactory documentation of State Licenses. The Proposer shall furnish documentation showing that he is in compliance with the licensing requirements of County, and City licenses as would be required within ten days of the award. The successful Proposer must also be able to satisfy the City Attorney as to such insurance coverage and legal requirements as may be demanded by the Proposal in question. The CRA may reject proposal for any and/or all of the following reasons: (1) for budgetary reasons, (2) if the proposer misstates or conceals a material fact in its bid, (3) if the proposal does not strictly conform to the law or is non-responsive to the bid requirements, (4) if the proposal is conditional, or (5) if a change of circumstances occurs making the purpose of the proposal unnecessary to the CRA. The CRA may also waive any minor formalities or irregularities in any proposal, (6) if such rejection is in the best interest of the CRA. The CRA may also waive any minor formalities or irregularities in any proposal.

\*\*\*\*\*



## INSTRUCTIONS TO PROPOSER

### 1. CONTRACT DOCUMENTS

#### A. FORMAT

The Contract Documents are divided into parts, divisions, and sections for convenient organization and reference. Generally, there has been no attempt to divide the sections into work performed by the various building trades, work by separate subcontractors, or work required for separate facilities in the project.

#### B. DOCUMENT INTERPRETATION

The separate sections contained within these Contract Documents are intended to be mutually cooperative and to provide all details reasonably required for the execution of the proposed work.

Should there be any doubt as to the meaning or intent of said Contract Documents, the Proposer should request of the Deputy Port and Marine Services Director, in writing (at least 10 working days prior to bid opening) an interpretation thereof. Any interpretation or change in said Contract Documents will be made only in writing in the form of Addenda to the documents which will be furnished to all registered holders of Contract Documents. Proposers shall submit with their Proposals, or indicate receipt of, all Addenda. The CITY will not be responsible for any other explanation or interpretations of said Documents.

### 2. GENERAL DESCRIPTION OF THE PROJECT

A general description of the work to be done is contained in the Request for Proposal/ Drawings. The scope is specified in applicable parts of these Contract Documents.

### 3. QUALIFICATION OF CONTRACTORS

The prospective Proposers must meet the statutorily prescribed requirements before award of Contract by the CITY. Proposers must hold or obtain all licenses and/or certificates as required by the State and Local Statutes in order to bid and perform the work specified herein.

### 4. PROPOSERS UNDERSTANDING

Each Proposer must inform himself of the conditions relating to the execution of the work, and it is assumed that he will inspect the site and make himself thoroughly familiar with all the Contract Documents. Failure to do so will not relieve the successful Proposer of his obligation to enter into a Contract and complete the contemplated work in strict accordance with the Contract Documents. It shall be the Proposer's obligation to verify for himself and to his complete satisfaction all information concerning site and subsurface conditions.



**Proposer's representative must inspect site to determine potential re-use of existing power sources and conduit.**

The CITY will make available to prospective Proposers upon request and at the office of the Deputy Port and Marine Services Director, prior to proposal opening, any information that he may have as to subsurface conditions and surface topography at the worksite.

Each Proposer shall inform himself of, and the Proposer awarded a Contract shall comply with, federal, state, and local laws, statutes, and ordinances relative to the execution of the work. This requirement includes, but is not limited to, applicable regulations concerning minimum wage rates, nondiscrimination in the employment of labor, protection of public and employee safety and health, environmental protection, the protection of natural resources, fire protection, burning and non-burning requirements, permits, fees, and similar subjects.

5. TYPE OF PROPOSAL

A. LUMP SUM

The Proposal for the work is to be submitted on a lump sum basis. Lump sum prices shall be submitted for all items of work set forth in the Proposal. All items required to complete the work specified but not included in the Proposal shall be considered incidental to those set forth in the Proposal.

**The Proposer shall submit a Schedule of Values with the Proposal.** The total amount to be paid the Contractor shall be the LUMP SUM Bid as adjusted for additions or deletions in number of units/ or resulting from the OWNER authorized changes in the project. The OWNER reserves the right to enter into a contract for all or portions of the project and to adjust the final LUMP SUM accordingly.

6. PREPARATION OF PROPOSAL

A. GENERAL

All blank spaces in the PROPOSAL form must be filled in, as required, preferably in **BLACK ink.** All price information shall be shown in both words and figures where required. **No changes shall be made in the phraseology of the forms.** Written amounts shall govern in case of discrepancy between the amounts stated in writing and the amounts stated in figures. In case of discrepancy between unit prices and extended totals, unit prices shall prevail.

Any PROPOSAL shall be deemed informal which contains omissions, erasures, alterations, or additions of any kind, or prices uncalled for, or in which any of the prices are obviously unbalanced, or which in any manner shall fail to conform to the conditions of the published Request for Proposal.



Only one PROPOSAL from any individual, firm, partnership, or corporation, under the same or different names, will be considered. Should it appear to the CITY that any Proposer is interested in more than one Proposal for work contemplated; all Proposals in which such Proposer is interested will be rejected.

B. SIGNATURE

The Proposer shall sign his PROPOSAL in the blank space provided therefore. If Proposer is a corporation, the legal name of the corporation shall be set forth above, together with the signature of the officer or officers authorized to sign Contracts on behalf of the corporation. If Proposer is a partnership, the true name of the firm shall be set forth above, together with the signature of the partner or partners authorized to sign Contracts in behalf of the partnership. If signature is by an agent, other than an officer of a corporation or a member of a partnership, a notarized power-of-attorney must be on file with the CITY prior to opening of Proposals or submitted with the Proposal, otherwise the Proposal will be regarded as not properly authorized.

C. SPECIAL BIDDING REQUIREMENTS

The Proposer's attention is brought to the hiring practices and licenses and permits of the City of Key West. These are defined in the addition to Article 39, ORDINANCES, PERMITS, AND LICENSES, as set forth in the Supplementary Conditions.

The Proposer shall submit with his Proposal his experience record showing his experience and expertise in wireless surveillance systems and related work. Such experience record shall provide at least five current or recent projects of similar work, not more than five (5) years old, within the State Florida and preferably Monroe County. For each project the following information shall be provided:

1. Description and location of work.
2. Contract amount.
3. Dates work was performed.
4. Owner.
5. Name of Owner's contact person and phone number.
6. Engineer.
7. Name of Engineer's contact person and phone number.

The proposer shall submit with his proposal a list of items to be performed by his own labor and that performed by subcontractors or others.

D. ATTACHMENTS

Proposer shall complete and submit the following forms with his proposal:





- Anti-Kickback Affidavit
- Sworn Statement under section 287.133(3)(a) Florida Statutes, on public entity crimes
- Indemnification Form
- Local Vendors Form
- City of Key West Business License Tax Receipt
- Domestic Partnership Affidavit
- Cone of Silence Affidavit
- A complete description of the proposed Wireless Surveillance System including layout
- Cut sheets on all equipment
- Warranty information/ proposal (The City requires Proposer to warranty all materials and labor for two (2) years). Warranty to begin once the City determines the system is operating as specified in the technical specifications for a period of thirty (30) days. Proposer shall submit a warranty proposal to be included as part of a contract.
- All requirements listed in Section 01010 Summary of Work.

7. STATE AND LOCAL SALES AND USE TAXES

Unless the Supplementary Conditions contains a statement that the CITY is exempt from state sales tax on materials incorporated into the work due to the qualification of the work under this Contract, the Contractor, as required by the laws and statutes of the state and its political subdivisions, shall pay all state and local sales and use taxes. Prices quoted in the Proposal shall include all nonexempt sales and use taxes, unless provision is made in the Proposal form to separately itemize the tax.

8. SUBMISSION OF PROPOSALS

All PROPOSALS must be submitted not later than the time prescribed, at the place, and in the manner set forth in the Invitation to Bid.

PROPOSALS must be made on the PROPOSAL forms provided herewith, **submit one (1) ORIGINAL bid package and two (2) FLASH DRIVES each containing a single PDF file of the entire bid package.**

Each PROPOSAL must be submitted in a sealed envelope, so marked as to indicate the Proposer's name and its contents (project name and number) without being opened, and addressed in conformance with the instructions in the Invitation to Bid.

9. MODIFICATION OR WITHDRAWAL OF PROPOSALS

Prior to the time and date designated for receipt of PROPOSALS, any PROPOSAL submitted may be withdrawn by notice to the party receiving PROPOSALS at the place designated for receipt of PROPOSALS. Such notice shall be in writing over the signature of the Proposer or by telegram. If by telegram, written confirmation over the signature of the Proposer shall be mailed and postmarked on or before the date and time set for receipt of PROPOSAL. No PROPOSAL may be withdrawn after the time scheduled for opening of PROPOSALS, unless



the time specified in paragraph AWARD OF CONTRACT of these Instructions to Proposers shall have elapsed.

10. BID SECURITY

PROPOSALS must be accompanied by cash, a certified check, or cashier's check drawn on a bank in good standing, or a bid bond issued by a Surety authorized to issue such bonds in the state where the work is located, in the amount of five (5) percent of the total amount of the Proposal submitted. This bid security shall be given as a guarantee that the Proposer will not withdraw his PROPOSAL for a period of sixty (60) days after bid opening, and that if awarded the Contract, the successful Proposer will execute the attached Contract and furnish properly executed Performance and Payment Bonds, each in the full amount of the Contract price within the time specified. Agent and Surety phone numbers must be provided.

The Attorney-in-Fact who executes this bond in behalf of the Surety must attach a notarized copy of his power-of-attorney as evidence of his authority to bind the Surety on the date of execution of the bond. Where State Statute requires, certification by a resident agent shall also be provided.

If the Proposer elects to furnish a Bid Bond, he shall use the Bid Bond form bound herewith, or one conforming substantially thereto in form and content.

11. RETURN OF BID SECURITY

Within (15) days after the award of the Contract, the CITY will return the bid securities to all Proposers who's PROPOSALS are not to be further considered in awarding the Contract. Retained bid securities will be held until the Contract has been finally executed, after which all bid securities, other than Proposers' bonds and any guarantees, which have been forfeited, will be returned to the respective Proposers whose Proposals they accompanied.

12. AWARD OF CONTRACT

Within NINETY (90) calendar days after the opening of Proposals, the CITY will accept one of the Proposals or will act in accordance with the following paragraphs. The acceptance of the Proposal will be by written notice of award, mailed to the office designated in the Proposal, or delivered to the Proposer's representative. In the event of failure of the lowest responsive, responsible Proposer to sign the Contract and provide an acceptable Performance Bond, Payment Bond, insurance certificate(s) and evidence of holding required licenses and certificates, the Owner may award the Contract to the next lowest responsive, responsible Proposer. Such award, if made, will be made within one hundred-twenty (120) days after the opening of Proposals.

The CITY reserves the right to accept or reject any or all Proposals, and to waive any informalities and irregularities in said Proposals.



13. BASIS OF AWARD

City Bid Review Team will be responsible for ranking proposals on the basis of a point system in which evaluation criteria will be applied. The City of Key West reserves the right to ask questions and seek clarification of any or all Proposers as part of its evaluation. **Based on the ranking criteria, City staff will recommend the highest ranked, responsive proposer to the City Commission for contract award.** If contract negotiations are not successful, staff will end negotiations with the first Proposer and start negotiations with next most qualified Proposer.

**The selection committee will shortlist no less than 3 firms, unless less than 3 firms submit proposals. The selection criteria is:**

(50pts) Project Cost – Lowest priced based on LUMP SUM pricing.

(30pts) Project Approach – Project approach and understanding based on submitted design.

(20pts) Experience of Proposer – Ability to provide and complete services requested.

14. EXECUTION OF CONTRACT

The successful Proposer shall, within ten (10) working days after receiving Notice of Award, sign and deliver to the CITY an original Contract and two (2) copies in the form hereto attached, together with the insurance certificate examples of the bonds as required in the Contract Documents and evidence of holding required licenses and certificates. Within 10 working days after receiving the signed Contract from the successful Proposer, the City's authorized agent will sign the Contract. Signature by both parties constitutes execution of the Contract.

15. CONTRACT BONDS

A. PERFORMANCE AND PAYMENT BONDS

The successful Proposer shall file with the CITY, at the time of delivery of the signed Contract, a Performance Bond and Payment Bond on the form bound herewith, each in the full amount of the Contract price in accordance with the requirements of Florida Statutes Section 255.05 or 713.23, as applicable, as security for the faithful performance of the Contract and the payment of all persons supplying labor and materials for the construction of the work, and to cover all guarantees against defective workmanship or materials, or both, during the warranty period following the date of final acceptance of the work by the CITY. The Surety furnishing this bond shall have a sound financial standing and a record of service satisfactory to the CITY, shall be authorized to do business in the State of Florida, and shall be listed on the current U.S. Department of Treasury Circular Number 570, or amendments thereto in the Federal Register, of acceptable Sureties for federal projects. The CONTRACTOR shall supply the OWNER with phone numbers, addresses, and contacts for the Surety and their agents. Pursuant to Section 255.05(7), Florida Statutes, in lieu of the bond



required by law, the contractor may file with the city an alternative form of security in the form of cash, a money order, a certified check, a cashier's check or an irrevocable letter of credit.

B. POWER-OF-ATTORNEY

The Attorney-in-Fact (Resident Agent) who executes this Performance and Payment Bond in behalf of the Surety must attach a notarized copy of his power-of-attorney as evidence of his authority to bind the Surety on the date of execution of the bond. All Contracts, Performance and Payment Bonds, and respective powers-of-attorney will have the same date.

16. FAILURE TO EXECUTE CONTRACT AND FURNISH BOND

The Proposer who has a Contract awarded to him and who fails to promptly and properly execute the Contract or furnish the required Bonds shall forfeit the bid security that accompanied his bid, and the bid security shall be retained as liquidated damages by the CITY, and it is agreed that this said sum is a fair estimate of the amount of damages the CITY will sustain in case the Proposer fails to enter into a Contract or furnish the required Bonds. Bid security deposited in the form of cash, a certified check, or cashier's check shall be subject to the same requirement as a Bid Bond.

18. TIME OF COMPLETION

The time of completion of the work to be performed under this Contract is the essence of the Contract. Delays and extensions of time may be allowed in accordance with the provisions stated in the General Conditions.

When the Contractor receives a Notice to Proceed, he shall commence work as soon as possible and shall complete all work within the number of calendar days stipulated in this Proposal.

The term of this contract will be 45 days.





\*\*\*\*\*NOTE TO PROPOSER: Use preferably BLACK ink for completing this Proposal form.

### PROPOSAL

To: The City of Key West  
Address: 3126 Flagler Street, Key West, Florida 33040  
Project Title: CCTV SURVEILLANCE SYSTEM RFP #05-015

Proposer's contact person for additional information on this Proposal:

Company Name: Integrated FIRE & Security Solutions, Inc (dba IFSS)  
Contact Name & Telephone #: Justin N Peterson Pres (239) 415-4374 x 229  
Email Address: ju.peterson@ifssi.com

#### PROPOSER'S DECLARATION AND UNDERSTANDING

The undersigned, hereinafter called the Proposer, declares that the only persons or parties interested in this Proposal are those named herein, that this Proposal is, in all respects, fair and without fraud, that it is made without collusion with any official of the Owner, and that the Proposal is made without any connection or collusion with any person submitting another Proposal on this Contract.

The Proposer further declares that he has carefully examined the Contract Documents for the construction of the project, that he has personally inspected the site, that he has satisfied himself as to the quantities involved, including materials and equipment, and conditions of work involved, including the fact that the description of the quantities of work and materials, as included herein, is brief and is intended only to indicate the general nature of the work and to identify the said quantities with the detailed requirements of the Contract Documents, and that this Proposal is made according to the provisions and under the terms of the Contract Documents, which Documents are hereby made a part of this Proposal.

#### CONTRACT EXECUTION AND BONDS

The Proposer agrees that if this Proposal is accepted, he will, within 10 days, not including Sundays and legal holidays, after Notice of Award, sign the Contract in the form annexed hereto, and will at that time, deliver to the Owner examples of the Performance Bond and Payment Bond required herein, and evidence of holding required licenses and certificates, and will, to the extent of his Proposal, furnish all machinery, tools, apparatus, and other means of construction and do the work and furnish all the materials necessary to complete all work as specified or indicated in the Contract Documents.

CERTIFICATES OF INSURANCE

Proposer agrees to furnish the Owner, before commencing the work under this Contract, the certificates of insurance as specified in these Documents.

All contractors and subcontractors wishing to perform work for the City of Key West, Florida, will be required to comply with the following minimum insurance requirements:

Commercial General Liability Limits: \$2,000,000 Aggregate  
\$1,000,000 Each Occurrence  
\$2,000,000 Products-Comp / Op Aggregate  
\$1,000,000 Personal & Advertising Injury  
\$300,000 Fire Damage / Legal

Coverage must include the following:

- Contractual Liability
- CG2010 (1185) or Equivalent
- No exclusion for XCU
- Products / Completed Operations
- Personal Injury
- Commercial Form
- Broad Form Property Damage
- Premises / Operations
- Independent Contractors (if any part of the work is to be subcontracted out)

Automobile Liability: \$1,000,000 Combined Single Limit  
(Include Hired & Non-Owned Liability)

Additional Umbrella Liability: \$1,000,000 Occurrence / Aggregate

Worker's Compensation: Statutory  
Employer's Liability: \$1,000,000 Each Accident  
\$1,000,000 Disease-Policy Limit  
\$1,000,000 Disease-Each Employee

- The Contractor will be required to provide Builders Risk insurance for the completed value of the project.
- The above reflects the minimum requirements for working with the City of Key West. Any requirements found in a particular job's contract that are of a higher standard will prevail.
- The City of Key West must be named as an additional insured under all policies other than worker's compensation. Contractor's or subcontractor's general liability shall be written on a primary and non-contributory basis. Certificates of insurance must be accompanied by a copy of the additional insured endorsement (CG 20101185 or combination of CG20100704 and CG20370704 will be accepted).
- Contractors and subcontractors must obtain an endorsement from their carrier that waives and relinquishes any right of subrogation against the City of Key West and its agents, representatives, employees, and affiliates they might possess for any policy of insurance provided under this requirement or under any state or federal worker's compensation or employer's liability act.





**PROPOSAL FORM**

**PROPOSER MUST SUBMIT ON THEIR OWN FORM A DETAILED SCHEDULE OF VALUES FOR EACH PORTION OF THE PROJECT**

The City has the right to award all or portions of the project based on the schedule of values.

**KEY WEST HISTORIC SEAPORT – CCTV SURVEILLANCE SYSTEM**

The KWHS CCTV Surveillance System is broken into two areas; KWHS Exterior Common Areas and The Ferry Terminal Building and Grounds. Proposers will provide a lump sum proposal for each area. **The attached maps are for approximate coverage areas.**

**KWHS EXTERIOR COMMON AREAS LUMP SUM PROPOSAL**

\$ 105,038.14

**Proposal Total in Words**

One Hundred Five Thousand Thirty Eight and 14/100 Dollars

**FERRY TERMINAL BUILDING AND GROUNDS LUMP SUM PROPOSAL**

\$ 23,503.00

**Proposal Total in Words**

Twenty Three Thousand, Five Hundred Three and 00/100 Dollars

The Proposer shall submit a Schedule of Values for each portion of the project with the Proposal. It shall be broken down by unit and unit price and it shall be used as a basis for payment. The Proposer will be considered non-responsive if Schedule of Values is not included in Bid package.

*John W. Peterson COO*  
4/6/15

List items to be performed by CONTRACTOR's own forces and the estimated total cost of these items. (Use additional sheets if necessary.)

Seaport Common Area & Doek Master Location      \$105,038.14

Ferry Terminal      \$23,503.<sup>00</sup>/<sub>100</sub>

Lump Sum Project Total      \$128,541.14

*John Peterson*  
4/6/15

SUBCONTRACTORS

The Proposer further proposes that the following subcontracting firms or businesses will be awarded subcontracts for the following portions of the work in the event that the Proposer is awarded the Contract:

*None*

Name \_\_\_\_\_

Street \_\_\_\_\_, City \_\_\_\_\_, State \_\_\_\_\_, Zip \_\_\_\_\_

Name

Street \_\_\_\_\_, City \_\_\_\_\_, State \_\_\_\_\_, Zip \_\_\_\_\_

Name

Street \_\_\_\_\_, City \_\_\_\_\_, State \_\_\_\_\_, Zip \_\_\_\_\_

Name

Street \_\_\_\_\_, City \_\_\_\_\_, State \_\_\_\_\_, Zip \_\_\_\_\_

Name

Street \_\_\_\_\_, City \_\_\_\_\_, State \_\_\_\_\_, Zip \_\_\_\_\_

SURETY

Willis of Florida whose address is  
4211 W Boy Scout Blvd #1000, TAMPA, FL, 33607  
Street City State Zip

PROPOSER

The name of the Proposer submitting this Proposal is

Integrated Fire & Security Solutions, Inc (dba IFSS) doing business at  
7857 Drew Cir, Ste 15, Fort Myers, FL, 33967  
Street City State Zip

which is the address to which all communications concerned with this Proposal and with the Contract shall be sent.

The names of the principal officers of the corporation submitting this Proposal, or of the partnership, or of all persons interested in this Proposal as principals are as follows:

- John W Peterson COO, CSPM EC0001085
- Justin N Peterson Pres, PSP, NKET EF2000565
- Jesus R Carrion BM, SA
- \_\_\_\_\_
- \_\_\_\_\_
- \_\_\_\_\_

If Sole Proprietor or Partnership

IN WITNESS hereto the undersigned has set his (its) hand this \_\_\_\_\_ day of \_\_\_\_\_ 2015.

\_\_\_\_\_  
Signature of Proposer

\_\_\_\_\_  
Title

**If Corporation**

IN WITNESS WHEREOF the undersigned corporation has caused this instrument to be executed and its seal affixed by its duly authorized officers this 6<sup>th</sup> day of April 2015.

(SEAL)  
*Integrated Fire & Security Solutions Inc*  
*(d/b/a) IFSS*  
\_\_\_\_\_  
Name of Corporation

By *John W Peterson*  
John W Peterson  
Title *Chief Operating Officer*  
Attest *[Signature]* Pres.  
Secretary

EXPERIENCE OF PROPOSER

The Proposer states that he is an experienced CONTRACTOR and has completed similar projects within the last 5 years.

(List similar projects, with types, names of OWNERS, construction costs, ENGINEERS, and references with phone numbers. Use additional sheets if necessary.)

See Next  
Sheet For this  
INFORMATION

- EYW Key West International Airport
- HOB Middle School
- TAMPA Bay Water
- COPE STAB
- CCPS Collier County Public Schools
- Cape Coral Police Station & City Hall
- Pinellas Co Job Corp
- Lee County Library
- Scanlon Lexus & Acura
- Neo-Geometrics
- BIRMINGHAM U.S. Treasury
- Okaloosa County Courthouse Annex

flp  
4/6/15

\*\*\*\*\*

Description & Location	Contract Amount	Dates Worked	Owner	Owner Contact Information / Ph #	Engineer	Engineer Contact Information / Ph #
EYW Key West International Airport	\$ 1,715,000	2010 - Present	Key West / Monroe Co	Larry Flowers Airport Operations Manager 305-797-1455	IFSS and URS	239-415-4374 IFSS 813-636-2179 URS
HOB Middle School	\$ 1,403,000	4/2011 - Present	Monroe Co Schools	Florida Keys Electric Raymond Vazquez 305-296-4028	AGI	Anston-Greenlee 813-963-1919
Tampa Bay Water	\$ 2,704,100	4/2011 - 8/2014	State of Florida	Tommy Brown tbrown@tampabaywater.org	Gannett Fleming	Charles Butler (352) 693-4440
CORE Slab	\$ 44,300	6/2013 - 10/2013	CORE Slab Inc		IFSS	239-415-4374
CCPS Collier County Public Schools	\$ 2,907,200	4/2010 - Present	Collier County Schools	Ed Messer (239) 377-0249	IFSS	239-415-4374
Cape Coral Police Station and City Hall	\$ 630,700	4/2010 - Present	City Of Cape Coral	Matt Vilord (239) 574-0662	David Southwick TLC Eng.	(239) 275-4240 ext 30
Pinellas Job Corps	\$ 216,800	2/2013 - 7/2013	RES Care	George Smith	MPS	813-855-2721
Lee County Library	\$ 205,400	5/2012 - 2/2014	Lee County	Fort Myers, Lee County, FL	David Southwick TLC Eng.	TLC Eng. (239) 275-4240 ext 30
Scanlon Lexus and Acura	\$ 232,500	10/2012 - 3/2015	Scanlon Lexus & Scanlon Accura	J Scanlon (239) 481-9797	David Southwick TLC Eng.	(239) 275-4240 ext 30
Neo Geomomics	\$ 55,800	1/2014 - 7/2014	Neo Geomomics	Neo Geomomics	IFSS	239-415-4374
Birmingham US Treasury	\$ 775,000	4/2013 - Present	Corporate Realty	Brain Wolfe 205-322-0703	IFSS	239-415-4374
Okaloosa County Courthouse Annex	\$ 1,280,700	12/2010 - 11/2014	Okaloosa County	Don Turner (850) 689-5790	Heery Engineering	(904) 633-4762

*Jeff*  
4/6/15

**FLORIDA BID BOND**

BOND NO. N/A Bid

AMOUNT: \$ 5% of Bid

KNOW ALL MEN BY THESE PRESENTS, that Integrated Fire & Security Solutions, Inc.

hereinafter called the PRINCIPAL, and Westchester Fire Insurance Company

a corporation duly organized under the laws of the State of PA having its principal place of business at 436 Walnut St, Philadelphia PA 19106

in the State of PA and authorized to do business in the State of Florida, as SURETY, are held and firmly bound unto City of Key West FL

hereinafter called the OBLIGEE, in the sum of Five Percent of Amount Bid

DOLLARS (\$ 5% of amt bid ) for the payment for which we bind ourselves, our heirs, executors, administrators, successors, and assigns, jointly and severally, firmly by these present.

THE CONDITION OF THIS BOND IS SUCH THAT:

WHEREAS, the PRINCIPAL is herewith submitting his or its Bid Proposal for the KWHS CCTV SURVEILLANCE SYSTEM, said Bid Proposal, by reference thereto, being hereby made a part hereof.

WHEREAS, the PRINCIPAL contemplates submitting or has submitted a bid to the OBLIGEE for the furnishing of all labor, materials (except those to be specifically furnished by the CITY), equipment, machinery, tools, apparatus, means of transportation for, and the performance of the work covered in the Proposal and the detailed Specifications, entitled:

**KWHS CCTV SURVEILLANCE SYSTEM – RFP #05-015**

WHEREAS, it was a condition precedent to the submission of said proposal that a cashier's check, certified check, or bid bond in the amount of 5 percent of the base bid be submitted with said proposal as a guarantee that the Proposer would, if awarded the Contract, enter into a written Contract with the CITY for the performance of said Contract, within 10 working days after written notice having been given of the award of the Contract.



NOW, THEREFORE, the conditions of this obligation are such that if the PRINCIPAL within 10 consecutive calendar days after written notice of such acceptance, enters into a written Contract with the OBLIGEE and furnishes the Performance and Payment Bonds, each in an amount equal to 100 percent of the base bid, satisfactory to the CITY, then this obligation shall be void; otherwise the sum herein stated shall be due and payable to the OBLIGEE and the Surety herein agrees to pay said sum immediately upon demand of the OBLIGEE in good and lawful money of the United States of America, as liquidated damages for failure thereof of said PRINCIPAL.

Signed and sealed this 6th day of April, 2015.

PRINCIPAL

Integrated Fire & Security Solutions, Inc.

By [Signature]

Westchester Fire Insurance Company

SURETY

By [Signature]  
Eileen C. Heard, Attorney-in-fact and Florida  
Licensed Resident Agent

Inquiry: Willis of Florida  
813-281-2095

# Power of Attorney

## WESTCHESTER FIRE INSURANCE COMPANY

Know all men by these presents: That WESTCHESTER FIRE INSURANCE COMPANY, a corporation of the Commonwealth of Pennsylvania pursuant to the following Resolution, adopted by the Board of Directors of the said Company on December 11, 2006, to wit:

"RESOLVED, that the following authorizations relate to the execution, for and on behalf of the Company, of bonds, undertakings, recognizances, contracts and other written commitments of the Company entered into the ordinary course of business (each a "Written Commitment"):

- (1) Each of the Chairman, the President and the Vice Presidents of the Company is hereby authorized to execute any Written Commitment for and on behalf of the Company, under the seal of the Company or otherwise
- (2) Each duly appointed attorney-in-fact of the Company is hereby authorized to execute any Written Commitment for and on behalf of the Company, under the seal of the Company or otherwise, to the extent that such action is authorized by the grant of powers provided for in such persons written appointment as such attorney-in-fact
- (3) Each of the Chairman, the President and the Vice Presidents of the Company is hereby authorized, for and on behalf of the Company, to appoint in writing any person the attorney-in-fact of the Company with full power and authority to execute, for and on behalf of the Company, under the seal of the Company or otherwise, such Written Commitments of the Company as may be specified in such written appointment, which specification may be by general type or class of Written Commitments or by specification of one or more particular Written Commitments.
- (4) Each of the Chairman, the President and Vice Presidents of the Company in hereby authorized, for and on behalf of the Company, to delegate in writing any other officer of the Company the authority to execute, for and on behalf of the Company, under the Company's seal or otherwise, such Written Commitments of the Company as are specified in such written delegation, which specification may be by general type or class of Written Commitments or by specification of one or more particular Written Commitments.
- (5) The signature of any officer or other person executing any Written Commitment or appointment or delegation pursuant to this Resolution, and the seal of the Company, may be affixed by facsimile on such Written Commitment or written appointment or delegation.

FURTHER RESOLVED, that the foregoing Resolution shall not be deemed to be an exclusive statement of the powers and authority of officers, employees and other persons to act for and on behalf of the Company, and such Resolution shall not limit or otherwise affect the exercise of any such power or authority otherwise validly granted or vested

Does hereby nominate, constitute and appoint Anett Cardinale, David H Carr, Diane Sidebothan, Eileen C Heard, Margaret A Ginem, all of the City of TAMPA, Florida, each individually if there be more than one named, its true and lawful attorney-in-fact, to make, execute, seal and deliver on its behalf, and as its act and deed any and all bonds, undertakings, recognizances, contracts and other writings in the nature thereof in penalties not exceeding Fifteen million dollars & zero cents (\$15,000,000.00) and the execution of such writings in pursuance of these presents shall be as binding upon said Company, as fully and amply as if they had been duly executed and acknowledged by the regularly elected officers of the Company at its principal office,

IN WITNESS WHEREOF, the said Stephen M. Haney, Vice-President, has hereunto subscribed his name and affixed the Corporate seal of the said WESTCHESTER FIRE INSURANCE COMPANY this 29 day of April 2014.



WESTCHESTER FIRE INSURANCE COMPANY

Stephen M. Haney, Vice President

COMMONWEALTH OF PENNSYLVANIA  
COUNTY OF PHILADELPHIA ss.

On this 29 day of April, AD. 2014 before me, a Notary Public of the Commonwealth of Pennsylvania in and for the County of Philadelphia came Stephen M. Haney, Vice-President of the WESTCHESTER FIRE INSURANCE COMPANY to me personally known to be the individual and officer who executed the preceding instrument, and he acknowledged that he executed the same, and that the seal affixed to the preceding instrument is the corporate seal of said Company; that the said corporate seal and his signature were duly affixed by the authority and direction of the said corporation, and that Resolution, adopted by the Board of Directors of said Company, referred to in the preceding instrument, is now in force.

IN TESTIMONY WHEREOF, I have hereunto set my hand and affixed my official seal at the City of Philadelphia the day and year first above written.



COMMONWEALTH OF PENNSYLVANIA  
NOTARIAL SEAL  
KAREN E. BRANDT, Notary Public  
City of Philadelphia, Phila. County  
My Commission Expires September 26, 2014

Notary Public

I, the undersigned Assistant Secretary of the WESTCHESTER FIRE INSURANCE COMPANY, do hereby certify that the original POWER OF ATTORNEY, of which the foregoing is a substantially true and correct copy, is in full force and effect.

In witness whereof, I have hereunto subscribed my name as Assistant Secretary, and affixed the corporate seal of the Corporation, this 6<sup>th</sup> day of April 2015



William L. Kelly, Assistant Secretary

THIS POWER OF ATTORNEY MAY NOT BE USED TO EXECUTE ANY BOND WITH AN INCEPTION DATE AFTER April 29, 2016

ANTI - KICKBACK AFFIDAVIT

STATE OF FLORIDA )  
 ) : SS  
COUNTY OF LEE )

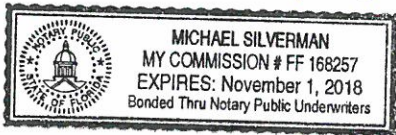
I, the undersigned hereby duly sworn, depose and say that no portion of the sum herein bid will be paid to any employees of the City of Key West as a commission, kickback, reward or gift, directly or indirectly by me or any member of my firm or by an officer of the corporation.

By: John W Peterson COO

Sworn and subscribed before me this 6<sup>th</sup> day of April, 2015.

NOTARY PUBLIC, State of FL at Large

Michael Silverman  
My Commission Expires: 11/01/2018



\*\*\*\*\*

SWORN STATEMENT UNDER SECTION 287.133(3)(A)  
FLORIDA STATUTES, ON PUBLIC ENTITY CRIMES

**THIS FORM MUST BE SIGNED IN THE PRESENCE OF A NOTARY PUBLIC OR OTHER OFFICER AUTHORIZED TO ADMINISTER OATHS.**

1. This sworn statement is submitted with Bid or Proposal for RFP # 05-015  
Key West Historic Seaport CCTV Surveillance System
2. This sworn statement is submitted by Integrated Fire & Security Solutions Inc  
(Name of entity submitting sworn statement)  
whose business address is 7857 Drew Cir, Ste 15, Fort Myers FL 33967 corp  
and 5680 First Ave, Stock Island, Keywest FL 33040 Local  
and (if applicable) its Federal Employer Identification Number (FEIN) is \_\_\_\_\_  
75-3213855

(If the entity has no FEIN, include the Social Security Number of the individual signing this sworn statement N/A)

3. My name is John W Peterson  
(Please print name of individual signing)  
and my relationship to the entity named above is Chief Operating Officer
4. I understand that a "public entity crime" as defined in Paragraph 287.133(1)(g), Florida Statutes, means a violation of any state or federal law by a person with respect to and directly related to the transaction of business with any public entity or with an agency or political subdivision of any other state or with the United States, including but not limited to, any bid or contract for goods or services to be provided to any public or an agency or political subdivision of any other state or of the United States and involving antitrust, fraud, theft, bribery, collusion, racketeering, conspiracy, material misrepresentation.
5. I understand that "convicted" or "conviction" as defined in Paragraph 287.133(1)(b), Florida Statutes, means a finding of guilt or a conviction of a public entity crime, with or without an adjudication guilt, in any federal or state trial court of record relating to charges brought by indictment information after July 1, 1989, as a result of a jury verdict, nonjury trial, or entry of a plea of guilty or nolo contendere.

6. I understand that an "affiliate" as defined in Paragraph 287.133(1)(a), Florida Statutes, means
- a. A predecessor or successor of a person convicted of a public entity crime; or
  - b. An entity under the control of any natural person who is active in the management of the entity and who has been convicted of a public entity crime. The term "affiliate" includes those officers, directors, executives, partners, shareholders, employees, members, and agents who are active in the management of an affiliate. The ownership by one person of shares constituting controlling interest in another person, or a pooling of equipment or income among persons when not for fair market value under an arm's length agreement, shall be a prima facie case that one person controls another person. A person who knowingly enters into a joint venture with a person who has been convicted of a public entity crime in Florida during the preceding 36 months shall be considered an affiliate.
7. I understand that a "person" as defined in Paragraph 287.133(1)(8), Florida Statutes, means any natural person or entity organized under the laws of any state or of the United States with the legal power to enter into a binding contract and which bids or applies to bid on contracts for the provision of goods or services let by a public entity, or which otherwise transacts or applies to transact business with public entity. The term "person" includes those officers, directors, executives, partners, shareholders, employees, members, and agents who are active in management of an entity.
8. Based on information and belief, the statement which I have marked below is true in relation to the entity submitting this sworn statement. (Please indicate which statement applies).

Neither the entity submitting this sworn statement, nor any officers, directors, executives, partners, shareholders, employees, members, or agents who are active in management of the entity, nor any affiliate of the entity have been charged with and convicted of a public entity crime subsequent to July 1, 1989, AND (Please indicate which additional statement applies.)

There has been a proceeding concerning the conviction before a hearing of the State of Florida, Division of Administrative Hearings. The final order entered by the hearing officer did not place the person or affiliate on the convicted vendor list. (Please attach a copy of the final order.)

The person or affiliate was placed on the convicted vendor list. There has been a subsequent proceeding before a hearing officer of the State of

Florida, Division of Administrative Hearings. The final order entered by the hearing officer determined that it was in the public interest to remove the person or affiliate from the convicted vendor list. (Please attach a copy of the final order.)

X The person or affiliate has not been put on the convicted vendor list. (Please describe any action taken by or pending with the Department of General Services.)

John W Peterson CEO  
(Signature)  
4/6/2015  
(Date)

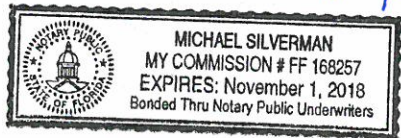
STATE OF Florida  
COUNTY OF Lee

PERSONALLY APPEARED BEFORE ME, the undersigned authority,  
John W Peterson who, after first being sworn by me, affixed his/her  
(Name of individual signing)

Signature in the space provided above on this 6<sup>th</sup> day of April, 2015.

My commission expires: 11/01/2018

Michael Silverman  
NOTARY PUBLIC



**INDEMNIFICATION**

To the fullest extent permitted by law, the CONTRACTOR expressly agrees to indemnify and hold harmless the City of Key West, their officers, directors, agents, and employees (herein called the "indemnitees") from liabilities, damages, losses and costs, including, but not limited to, reasonable attorney's fees and court costs, such legal expenses to include costs incurred in establishing the indemnification and other rights agreed to in this Paragraph, to persons or property, to the extent caused by the negligence, recklessness, or intentional wrongful misconduct of the CONTRACTOR, its Subcontractors or persons employed or utilized by them in the performance of the Contract. Claims by indemnitees for indemnification shall be limited to the amount of CONTRACTOR's insurance or \$1 million per occurrence, whichever is greater. The parties acknowledge that the amount of the indemnity required hereunder bears a reasonable commercial relationship to the Contract and it is part of the project specifications or the bid documents, if any.

The indemnification obligations under the Contract shall not be restricted in any way by any limitation on the amount or type of damages, compensation, or benefits payable by or for the CONTRACTOR under workers' compensation acts, disability benefits acts, or other employee benefits acts, and shall extend to and include any actions brought by or in the name of any employee of the CONTRACTOR or of any third party to whom CONTRACTOR may subcontract a part or all of the Work. This indemnification shall continue beyond the date of completion of the work.

CONTRACTOR: Integrated Fire & Security Solutions

SEAL:



7857 Drew Cir Ste 15  
Address Fort Myers FL 33967

John W Peterson CEO  
Signature

John W Peterson  
Print Name

Chief Operating Officer  
Title

DATE: 6 April 2015

**LOCAL VENDOR CERTIFICATION PURSUANT TO  
CITY OF KEY WEST ORDINANCE 09-22 SECTION 2-798**

The undersigned, as a duly authorized representative of the vendor listed herein, certifies to the best of his/her knowledge and belief, that the vendor meets the definition of a "Local Business." For purposes of this section, "local business" shall mean a business which:

- a. Principle address as registered with the FL Department of State located within 30 miles of the boundaries of the city, listed with the chief licensing official as having a business tax receipt with its principle address within 30 miles of the boundaries of the city for at least one year immediately prior to the issuance of the solicitation.
  - b. Maintains a workforce of at least 50 percent of its employees from the city or within 30 miles of its boundaries.
  - c. Having paid all current license taxes and any other fees due the city at least 24 hours prior to the publication of the call for bids or request for proposals.
- Not a local vendor pursuant to Ordinance 09-22 Section 2-798
  - Qualifies as a local vendor pursuant to Ordinance 09-22 Section 2-798

If you qualify, please complete the following in support of the self-certification & submit copies of your County and City business licenses. Failure to provide the information requested will result in denial of certification as a local business.

Business Name Integrated Fire & Security Solutions, Inc Phone: (239) 415-4374

Current Local Address: 5680 First Ave, Stock Island, Key West Fax: (239) 415-4378  
FL 33040  
(P.O Box numbers may not be used to establish status)

Length of time at this address: 1.5 Years

John W Peterson COO Date: 4/6/15  
Signature of Authorized Representative

STATE OF FLORIDA COUNTY OF LEE

The foregoing instrument was acknowledged before me this 6<sup>th</sup> day of April, 2015.

By John W Peterson COO, of (IFSS) Integrated Fire & Security Solutions Inc  
(Name of officer or agent, title of officer or agent) (Name of corporation acknowledging)



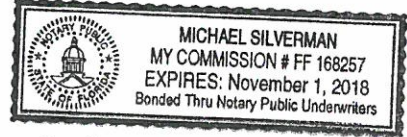
or has produced identification (personally known to me) as  
identification  
(Type of identification)

*Michael Silverman*

Signature of Notary

*Michael Silverman*

Print, Type or Stamp Name of



Title or Rank

Return Completed form with  
Notary  
Supporting documents to:  
City of Key West Purchasing

**EQUAL BENEFITS FOR DOMESTIC PARTNERS AFFIDAVIT**

STATE OF Florida )  
: SS  
COUNTY OF Lee )

I, the undersigned hereby duly sworn, depose and say that the firm of IFSS  
provides benefits to domestic partners of its employees on the same basis as it provides benefits  
to employees' spouses per City of Key West Ordinance Sec. 2-799.

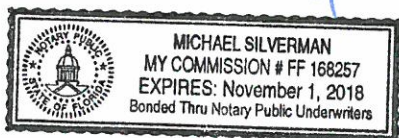
By: John W Peterson  
John W Peterson

Sworn and subscribed before me this

6<sup>th</sup> Day of April, 2015.

Michael Silverman  
NOTARY PUBLIC, State of FL at Large

My Commission Expires: 11/01/2018



**CONE OF SILENCE AFFIDAVIT**

STATE OF Florida )  
 : SS  
COUNTY OF Lee )

I the undersigned hereby duly sworn depose and say that all owner(s), partners, officers, directors, employees and agents representing the firm of IFSS have read and understand the limitations and procedures regarding communications concerning City of Key West issued competitive solicitations pursuant to City of Key West Ordinance Section 2-773 Cone of Silence (attached).

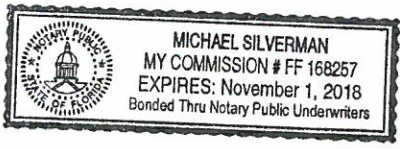
*John W Peterson*  
John W Peterson  
Chief Operating Officer

Sworn and subscribed before me this  
6<sup>th</sup> Day of April, 2015.

Michael Silverman

NOTARY PUBLIC, State of FL at Large

My Commission Expires: 11/01/2018



**Integrated Fire & Security Solutions, Inc**

**Schedule of Values Billing Information Sheet**

**DRAFT**

**Entering Data Information**

Use this sheet to enter all of the information required by the Certificate worksheet.  
 Entering information in these cells will update the Certificate Worksheet automatically.

<b>Project Information:</b>	
Project Name:	<u>Key West Seaport</u>
IFSS Project No.:	<u>To Be Determined</u>
Customer Project No.:	<u>RFP-#05-015</u>
Purchase Order:	<u></u>
Contract Date:	<u>7/1/2015</u>
Retainage for Work:	<u>10.0%</u>
Retainage for Material:	<u>5.0%</u>

<b>Current Application Information:</b>	
Application No.:	<u>00001</u>
Application Date:	<u>7/1/2015</u>
Period To:	<u>8/1/2015</u>
Certified By:	<u>Justin Peterson Pres.</u>
Certified Date:	<u>7/25/2015</u>
Previous Certified <sup>1</sup> :	<u>\$0.00</u>
Current Certified <sup>2</sup> :	<u>\$0.00</u>
<small>(Note<sup>1</sup>: This Sum Must Match the Previous Amount Certified)</small>	
<small>(Note<sup>2</sup>: This Sum Must Match the Current Payment Due)</small>	

<b>Sent To:</b>	
Company:	<u>City of Key West</u>
Address:	<u>PO Box 1409</u>
City, State & Zip	<u>Key West FL 33040</u>

<b>Sent From:</b>	
Company:	<u>Integrated Fire &amp; Security Sol</u>
Address:	<u>7857 Drew Circle Suite 15</u>
City, State & Zip	<u>Fort Myers FL 33967</u>

<b>Change Order Summary:</b>		
CHANGE ORDERS	ADDITIONS	DEDUCTIONS
Previously Approved & Applied for C/O Totals:	\$0.00	\$0.00
C/O's Approved this Month		
NUMBER:      DATE:		
C/O #1		
C/O #2		
C/O #3		
<b>Total C/O's this Month</b>	\$0.00	\$0.00
<b>Total of All C/O's:</b>	\$0.00	\$0.00
<b>NET CHANGES BY C/O:</b>		\$0.00

<b>Contract Value Summary:</b>		
CONTRACT	ORIGINAL	
Enter the Original Contract Sum Here:	\$128,541.15	
<b>Net Changes by C/O's:</b>	\$0.00	
<b>CONTRACT SUM TO DATE:</b>	\$128,541.15	

# APPLICATION AND CERTIFICATE FOR PAYMENT

**TO:** City of Key West  
 PO Box 1409  
 Key West FL 33040

**PROJECT:** Key West Seaport

**FROM:** Integrated Fire & Security Sol  
 7857 Drew Circle Suite 15  
 Fort Myers FL 33967

Draft

APPLICATION NO.: 00001  
 APPLICATION DATE: 07/01/2015  
 PERIOD TO: 08/01/2015  
 PROJECT NO.: RFP-#05-015  
 IFSS PROJECT: To Be Determined  
 PURCHASE ORDER: 0  
 CONTRACT DATE: 7/1/2015

Distribution to:  
 OWNER  
 ARCHITECT  
 CONTRACTOR


## CONTRACTOR'S APPLICATION FOR PAYMENT

Application is made for Payment, as shown below, in connection with the Contract. Detail and Continuation Sheet is attached.

- 1. ORIGINAL CONTRACT SUM ..... \$128,541.15
- 2. Net change by Change Orders ..... \$0.00
- 3. CONTRACT SUM TO DATE (Line 1+2) ..... \$128,541.15
- 4. TOTAL COMPLETED & STORED TO DATE ..... \$0.00  
 (Column G on Detail Sheet)
- 5. RETAINAGE:
  - a. 10.0% of Completed Work ..... \$0.00  
 (Column D + E on Detail Sheet)
  - b. 5.0% of Stored Material ..... \$0.00  
 (Column F on Detail Sheet)
  - Total Retainage (line 5a+5b or Total in column I of Detail Sheet) ..... \$0.00
- 6. TOTAL EARNED LESS RETAINAGE ..... \$0.00  
 (Line 4 less Line 5 Total)
- 7. LESS PREVIOUS CERTIFICATES FOR PAYMENT (Line 6 from prior certificate) ..... \$0.00
- 8. CURRENT PAYMENT DUE ..... \$0.00
- 9. BALANCE TO FINISH, PLUS RETAINAGE (Line 3 less Line 6) ..... \$128,541.15

The undersigned Contractor certifies that to the best of the Contractor's knowledge, information and belief the work covered by this Application for Payment has been completed in accordance with the Contract Documents, that all amounts have been paid by the Contractor for Work for which previous Certificates for Payment were issued and payments received from the Owner, and that current payment shown herein is now due.

CONTRACTOR: Integrated Fire & Security Sol

By:  Justin Peterson Pres. Date: 7/12/2015

## CERTIFICATE FOR PAYMENT

In accordance with the Contract Documents, based on on-site observations and the data comprising the above application, this Company certifies to the Owner that to the best of this Company's knowledge, information and belief the Work has progressed as indicated, the quality of the Work is in accordance with the Contract Documents, and the Contractor is entitled to payment of the AMOUNT CERTIFIED.

AMOUNT CERTIFIED ..... \$0.00

*(Attach explanation if amount certified differs from the amount applied for. Initial all figures on this Application and on the Continuation Sheet that are changed to conform to the amount certified.)*

COMPANY: \_\_\_\_\_  
 By: **DRAFT** Date: \_\_\_\_\_

This Certificate is not negotiable. The AMOUNT CERTIFIED is payable only to the Contractor named herein. Issuance, payment and acceptance of payment are without prejudice to any rights of the Owner or Contractor under this Contract.

CHANGE ORDER SUMMARY	ADDITIONS	DEDUCTIONS
Total Changes approved in previous months by Owner	\$0.00	\$0.00
Total approved this Month	\$0.00	\$0.00
TOTALS	\$0.00	\$0.00
NET CHANGES by Change Order		\$0.00

# DETAIL AND CONTINUATION SHEET

APPLICATION NO.: 00001  
 APPLICATION DATE: 07/01/2015  
 PERIOD TO: 08/01/2015  
 PROJECT NO.: RFP-#05-015

APPLICATION AND CERTIFICATE FOR PAYMENT, containing Contractor's signed Certification, is attached. In tabulations below, amounts are stated to the nearest dollar. Use Column I on Contracts where variable retainage for line items may apply.

A ITEM NO.	B DESCRIPTION OF WORK	C SCHEDULED VALUE	E WORK COMPLETED		F MATERIALS PRESENTLY STORED (NOT IN D OR E)	G TOTAL COMPLETED AND STORED TO DATE (D+E+F)	H BALANCE TO FINISH (C-G)	I RETAINAGE (IF VARIABLE) RATE
			D FROM PREVIOUS APPLICATION (D+E)	THIS PERIOD				
10000	ADMINISTRATION:							
10010	Engineering & Submittals	\$2,535.00	\$0.00	\$0.00	\$0.00	\$0.00	\$2,535.00	\$0.00
10020	Permit & Bond	\$6,049.15	\$0.00	\$0.00	\$0.00	\$0.00	\$6,049.15	\$0.00
10030	Mobilization	\$6,427.00	\$0.00	\$0.00	\$0.00	\$0.00	\$6,427.00	\$0.00
10040	Project Management	\$4,175.00	\$0.00	\$0.00	\$0.00	\$0.00	\$4,175.00	\$0.00
20000	<b>Seaport Common Area Coverage</b>							
20010	Video Servers / Switches / Clients	\$15,518.00	\$0.00	\$0.00	\$0.00	\$0.00	\$15,518.00	\$0.00
20020	Cameras & Mounts	\$20,098.00	\$0.00	\$0.00	\$0.00	\$0.00	\$20,098.00	\$0.00
20030	Wireless Point to Point	\$7,695.00	\$0.00	\$0.00	\$0.00	\$0.00	\$7,695.00	\$0.00
20040	Installation @ Conch Republic	\$5,197.00	\$0.00	\$0.00	\$0.00	\$0.00	\$5,197.00	\$0.00
20050	Installation @ Record Studio	\$3,875.00	\$0.00	\$0.00	\$0.00	\$0.00	\$3,875.00	\$0.00
20060	Installation @ Schooner Wharf	\$3,179.00	\$0.00	\$0.00	\$0.00	\$0.00	\$3,179.00	\$0.00
20070	Installation @ 201 William Street	\$11,739.00	\$0.00	\$0.00	\$0.00	\$0.00	\$11,739.00	\$0.00
20080	Installation @ Dock Master	\$11,093.00	\$0.00	\$0.00	\$0.00	\$0.00	\$11,093.00	\$0.00
20090	Installation @ Turtle Kraals	\$5,596.00	\$0.00	\$0.00	\$0.00	\$0.00	\$5,596.00	\$0.00
20100	Installation @ Half Shell Raw Bar	\$4,197.00	\$0.00	\$0.00	\$0.00	\$0.00	\$4,197.00	\$0.00
30000	<b>Ferry Terminal Coverage</b>							
30010	Video Server & Switch	\$4,992.00	\$0.00	\$0.00	\$0.00	\$0.00	\$4,992.00	\$0.00
30020	Wireless Point to Point	\$1,110.00	\$0.00	\$0.00	\$0.00	\$0.00	\$1,110.00	\$0.00
30030	Cameras & Mounts	\$7,445.00	\$0.00	\$0.00	\$0.00	\$0.00	\$7,445.00	\$0.00
30040	Installation of wire & Cameras	\$5,721.00	\$0.00	\$0.00	\$0.00	\$0.00	\$5,721.00	\$0.00

DRAFT

# DETAIL AND CONTINUATION SHEET

APPLICATION NO.: 00001  
 APPLICATION DATE: 07/01/2015  
 PERIOD TO: 08/01/2015  
 PROJECT NO.: RFP-#05-015

APPLICATION AND CERTIFICATE FOR PAYMENT, containing Contractor's signed Certification, is attached. In tabulations below, amounts are stated to the nearest dollar. Use Column I on Contracts where variable retainage for line items may apply.

A ITEM NO.	B DESCRIPTION OF WORK	C SCHEDULED VALUE	D WORK COMPLETED		E THIS PERIOD	F MATERIALS PRESENTLY STORED (NOT IN DORE)	G TOTAL COMPLETED AND STORED TO DATE (D+E+F)	H BALANCE TO FINISH (C-G)	I RETAINAGE (IF VARIABLE) RATE
			FROM PREVIOUS APPLICATION (D+E)						
40000	Project Close Out								
30010	End User Training	\$600.00	\$0.00	\$0.00	\$0.00	\$0.00	\$0.00	0%	\$0.00
30020	Permit Close Out & Owner Review	\$550.00	\$0.00	\$0.00	\$0.00	\$0.00	\$0.00	0%	\$0.00
30030	Close Out Documentation	\$750.00	\$0.00	\$0.00	\$0.00	\$0.00	\$0.00	0%	\$0.00
CO000	CHANGE ORDERS								
	TOTALS	\$128,541.15	\$0.00	\$0.00	\$0.00	\$0.00	\$0.00	0%	\$128,541.15

## Integrated Fire & Security Solutions, Inc EC0001085

Original Contract Sum =	\$128,541.15
Net Changes by Change Orders =	\$0.00
<b>Total Contract Including Change Orders =</b>	<b>\$128,541.15</b>
(For reference only. These two should match)	
Total of Column "C", above =	\$128,541.15

**VARIABLE RETAINAGE RATE (Normally zero):**

**Special Variable Retainage Notes:**  
 Do Not use a percentage here if you used a retainage percentage on the Info sheet.  
 The Variable Rate is for special retainage where you may need retainage for individual lines.  
 Any percentage used here will override the retainage percentage on the Certificate sheet.

DRAFT





STATE OF FLORIDA  
DEPARTMENT OF BUSINESS AND PROFESSIONAL REGULATION  
ELECTRICAL CONTRACTORS LICENSING BOARD



<b>LICENSE NUMBER</b>	
EC0001085	

The ELECTRICAL CONTRACTOR  
Named below IS CERTIFIED  
Under the provisions of Chapter 489 FS.  
Expiration date: AUG 31, 2016

PETERSON, JOHN W  
INTEGRATED FIRE & SECURITY SOLUTIONS INC  
7857 DREW CIRCLE  
SUITE 15  
FORT MYERS FL 33967



ISSUED: 07/13/2014

DISPLAY AS REQUIRED BY LAW

SEQ # L1407130001793

# CITY OF KEY WEST, FLORIDA

## Business Tax Receipt

This Document is a business tax receipt

Holder must meet all City zoning and use provisions.

P.O. Box 1409, Key West, Florida 33040 (305) 809-3955

Business Name INTEGRATED FIRE & SECURITY SOL CtlNbr:0020321  
Location Addr 7857 DREW CIR 15  
Lic NBR/Class 15-00025030 CONTRACTOR - CERT ELECTRICAL  
Issue Date: July 25, 2014 Expiration Date: September 30, 2015  
License Fee \$309.75  
Add. Charges \$0.00  
Penalty \$0.00  
Total \$309.75

Comments:

Order: CHALKER Type: GC Drawer: 1  
Date: 7/30/14 5:7 Receipt no: 34703  
2015 25030

This document must be prominently displayed.

INTEGRATED FIRE & SECURITY SOL  
CR CHECK 12296 \$309.75

INTEGRATED FIRE & SECURITY SOL  
7857 DREW CIR 15

Trans date: 7/30/14 Time: 14:07:48

FT MYERS FL 33967

Local - 5680 First Ave Unit 3  
Key West, FL 33040

## LEE COUNTY LOCAL BUSINESS TAX RECEIPT 2014 - 2015



ACCOUNT NUMBER: 0611061

ACCOUNT EXPIRES SEPTEMBER 30, 2015

### Location

7857 DREW CIR STE 15  
FT MYERS FL 33967

INTEGRATED FIRE & SECURITY SOLUTIONS INC  
PETERSON JOHN W  
7857 DREW CIR STE 15  
FT MYERS FL 33967

May engage in the business of: CERTIFIED ELECTRICAL CONTRACTOR
<b>THIS LOCAL BUSINESS TAX RECEIPT IS NON REGULATORY</b>

<b>THIS IS NOT A BILL - DO NOT PAY</b>	
PAID 019368-6-1	08/21/2014 09:08
DP500	\$50.00

**LEASE**

THIS LEASE made and entered into at Key West, Monroe County, Florida this 23 day of Sept 2013 by and between KEY WEST WELDING & FABRICATION, INC, a Florida Corporation, hereinafter called LANDLORD, and INTEGRATED FIRE & SECURITY SOLUTIONS Hereinafter called TENANTS, and agree as follows:

**WITNESSETH:**

That the LANDLORD and the TENANT, for and in consideration of the keeping by the parties of their respective obligations hereinafter contained as well as for one dollar(\$1.00) and other good and valuable considerations by each of the parties unto the other, in hand paid simultaneously with the execution and delivery of these presents, the receipt of which is hereby acknowledged, have agreed as follows:

1. **DEMISE:** - Upon the terms and conditions hereinafter set forth, and in consideration of the payment from time to time by the TENANT of the rents hereinafter set forth, and in consideration of the performance continuously by the TENANT of each and every one of the covenants and agreements hereinafter contained by the TENANT of each and every one of the covenants and agreements hereinafter contained by the TENANT to be kept and performed, the LANDLORD does hereby lease, let and demise unto the TENANT does hereby lease of and from the LANDLORD, the following described premises situated, lying, and being in Monroe County, Florida: Unit 3 - 5680 First Avenue, Stock Island, Monroe County, Florida whose mailing address is Unit 3, 5680 First Avenue, Stock Island, Key West, Fl. 33040 except the bathroom with outside door.

2. **TERMS:** - The term of this lease shall be for 1 years, which shall commence on the 1ST day of OCTOBER, 2013 and shall end on the 30th day of SEPT 2013.

3. **OCCUPANCY:** - LANDLORD agrees that TENANT may have possession and occupancy on the date of signing of this lease.

4. **RENT:** TENANT agrees to pay the following rent for the first year 1,000 per month together with applicable sales tax which is presently 7.5% with the first payment due 10/1 2013 and shall be due on the 1<sup>st</sup>. Of each month during the term of this Lease.

GARBAGE 42<sup>00</sup> PER MONTH  
SALES TX 75<sup>00</sup>  
BASE RENT 1000.00  
1117.00



**NATIONAL INSTITUTE FOR CERTIFICATION  
IN ENGINEERING TECHNOLOGIES®**

*Providing Certification Programs Since 1961*

**BE IT KNOWN THAT  
Justin N. Peterson**

**IS HEREBY AWARDED CERTIFICATION AT  
LEVEL IV**

**IN FIRE PROTECTION ENGINEERING TECHNOLOGY  
FIRE ALARM SYSTEMS**

**BASED UPON SUCCESSFUL DEMONSTRATION OF REQUISITE KNOWLEDGE,  
EXPERIENCE AND WORK PERFORMANCE AS SET FORTH BY THIS INSTITUTE.**

Certification Valid through December 1, 2015

CERTIFICATION NUMBER 110154

CHAIRMAN OF THE NICET BOARD OF GOVERNORS

A DIVISION OF THE NATIONAL SOCIETY OF PROFESSIONAL ENGINEERS

**50<sup>th</sup>**  
*Anniversary*  
1961—2011



# CERTIFICATE OF LIABILITY INSURANCE

DATE (MM/DD/YYYY)  
4/6/2015

THIS CERTIFICATE IS ISSUED AS A MATTER OF INFORMATION ONLY AND CONFERS NO RIGHTS UPON THE CERTIFICATE HOLDER. THIS CERTIFICATE DOES NOT AFFIRMATIVELY OR NEGATIVELY AMEND, EXTEND OR ALTER THE COVERAGE AFFORDED BY THE POLICIES BELOW. THIS CERTIFICATE OF INSURANCE DOES NOT CONSTITUTE A CONTRACT BETWEEN THE ISSUING INSURER(S), AUTHORIZED REPRESENTATIVE OR PRODUCER, AND THE CERTIFICATE HOLDER.

**IMPORTANT:** If the certificate holder is an ADDITIONAL INSURED, the policy(ies) must be endorsed. If SUBROGATION IS WAIVED, subject to the terms and conditions of the policy, certain policies may require an endorsement. A statement on this certificate does not confer rights to the certificate holder in lieu of such endorsement(s).

<b>PRODUCER</b> SUPERIOR INSURANCE CONSULTANT 12401 Orange Drive Suite 135 Davie FL 33330		<b>CONTACT NAME:</b> ROGER GUERRERO <b>PHONE (A/C, No, Ext):</b> (954) 862-1411 <b>E-MAIL ADDRESS:</b> ROGER@SICFL.COM <b>FAX (A/C, No):</b> (954) 862-1769	
<b>INSURED</b> INTERGRATED FIRE AND SECURITY SOLUTIONS INC 7857 DREW CIRCLE STE 15 FORT MYERS, FL 33967		<b>INSURER(S) AFFORDING COVERAGE</b> INSURER A: ARCH SPECIALTY INSURANCE INSURER B: MAPFRE INSURANCE COMPANY INSURER C: SCOTTSDALE INSURANCE COMPANY INSURER D: INSURER E: INSURER F:	

**COVERAGES** CERTIFICATE NUMBER: CL154603688 REVISION NUMBER:

THIS IS TO CERTIFY THAT THE POLICIES OF INSURANCE LISTED BELOW HAVE BEEN ISSUED TO THE INSURED NAMED ABOVE FOR THE POLICY PERIOD INDICATED. NOTWITHSTANDING ANY REQUIREMENT, TERM OR CONDITION OF ANY CONTRACT OR OTHER DOCUMENT WITH RESPECT TO WHICH THIS CERTIFICATE MAY BE ISSUED OR MAY PERTAIN, THE INSURANCE AFFORDED BY THE POLICIES DESCRIBED HEREIN IS SUBJECT TO ALL THE TERMS, EXCLUSIONS AND CONDITIONS OF SUCH POLICIES. LIMITS SHOWN MAY HAVE BEEN REDUCED BY PAID CLAIMS.

INSR LTR	TYPE OF INSURANCE	ADDL INSR	SUBR WVD	POLICY NUMBER	POLICY EFF (MM/DD/YYYY)	POLICY EXP (MM/DD/YYYY)	LIMITS
A	GENERAL LIABILITY <input checked="" type="checkbox"/> COMMERCIAL GENERAL LIABILITY <input type="checkbox"/> CLAIMS-MADE <input checked="" type="checkbox"/> OCCUR <input checked="" type="checkbox"/> E&O \$1M GEN'L AGGREGATE LIMIT APPLIES PER: <input checked="" type="checkbox"/> POLICY <input checked="" type="checkbox"/> PRO-JECT <input type="checkbox"/> LOC			BAPKG2003400	11/05/2014	11/05/2015	EACH OCCURRENCE \$ 1,000,000.00 DAMAGE TO RENTED PREMISES (Ea occurrence) \$ 100,000.00 MED EXP (Any one person) \$ 5,000.00 PERSONAL & ADV INJURY \$ 1,000,000.00 GENERAL AGGREGATE \$ 2,000,000.00 PRODUCTS - COMP/OP AGG \$ 2,000,000.00
B	AUTOMOBILE LIABILITY <input checked="" type="checkbox"/> ANY AUTO <input checked="" type="checkbox"/> ALL OWNED AUTOS <input checked="" type="checkbox"/> SCHEDULED AUTOS <input checked="" type="checkbox"/> HIRED AUTOS <input checked="" type="checkbox"/> NON-OWNED AUTOS			4150140010643	08/26/2014	08/26/2015	COMBINED SINGLE LIMIT (Ea accident) \$ 1,000,000.00 BODILY INJURY (Per person) \$ BODILY INJURY (Per accident) \$ PROPERTY DAMAGE (Per accident) \$ P.I.P. \$ 10,000.00
C	<input checked="" type="checkbox"/> UMBRELLA LIAB <input type="checkbox"/> EXCESS LIAB DED RETENTION \$ <input type="checkbox"/> OCCUR <input type="checkbox"/> CLAIMS-MADE			XBS0045358	11/05/2014	08/31/2015	EACH OCCURRENCE \$ 5,000,000.00 AGGREGATE \$ 5,000,000.00
	WORKERS COMPENSATION AND EMPLOYERS' LIABILITY ANY PROPRIETOR/PARTNER/EXECUTIVE OFFICER/MEMBER EXCLUDED? (Mandatory in NH) If yes, describe under DESCRIPTION OF OPERATIONS below						WC STATUTORY LIMITS OTH-ER E.L. EACH ACCIDENT \$ E.L. DISEASE - EA EMPLOYEE \$ E.L. DISEASE - POLICY LIMIT \$

DESCRIPTION OF OPERATIONS / LOCATIONS / VEHICLES (Attach ACORD 101, Additional Remarks Schedule, if more space is required)  
 CERTIFICATE HOLDER IS LISTED AS ADDITIONAL INSURED.

<b>CERTIFICATE HOLDER</b>  CITY OF KEY WEST HISTORIC SEAPORT 3126 FLAGLER STREET KEY WEST, FL 33040	<b>CANCELLATION</b>  SHOULD ANY OF THE ABOVE DESCRIBED POLICIES BE CANCELLED BEFORE THE EXPIRATION DATE THEREOF, NOTICE WILL BE DELIVERED IN ACCORDANCE WITH THE POLICY PROVISIONS.  AUTHORIZED REPRESENTATIVE  Roger Guerrero/AGT
--	--



INTEFIR-05

SAEZM

**CERTIFICATE OF LIABILITY INSURANCE**

DATE (MM/DD/YYYY)

4/7/2015

THIS CERTIFICATE IS ISSUED AS A MATTER OF INFORMATION ONLY AND CONFERS NO RIGHTS UPON THE CERTIFICATE HOLDER. THIS CERTIFICATE DOES NOT AFFIRMATIVELY OR NEGATIVELY AMEND, EXTEND OR ALTER THE COVERAGE AFFORDED BY THE POLICIES BELOW. THIS CERTIFICATE OF INSURANCE DOES NOT CONSTITUTE A CONTRACT BETWEEN THE ISSUING INSURER(S), AUTHORIZED REPRESENTATIVE OR PRODUCER, AND THE CERTIFICATE HOLDER.

**IMPORTANT:** If the certificate holder is an ADDITIONAL INSURED, the policy(ies) must be endorsed. If SUBROGATION IS WAIVED, subject to the terms and conditions of the policy, certain policies may require an endorsement. A statement on this certificate does not confer rights to the certificate holder in lieu of such endorsement(s).

<b>PRODUCER</b> Eagle American Insurance 1855 West State Road 434 Longwood, FL 32750	<b>CONTACT NAME:</b> Sheila Serrano		
	<b>PHONE (A/C, No, Ext):</b> (407) 788-3000	<b>FAX (A/C, No):</b> (407) 788-7933	
<b>E-MAIL ADDRESS:</b> Sheila.Serrano@ioausa.com			
<b>INSURED</b> Integrated Fire & Security Solutions, Inc. 7857 Drew Circle Suite 15 Fort Myers, FL 33967	<b>INSURER(S) AFFORDING COVERAGE</b>		<b>NAIC #</b>
	<b>INSURER A:</b> Bridgefield Employers Insurance Company		10701
	<b>INSURER B:</b>		
	<b>INSURER C:</b>		
	<b>INSURER D:</b>		
	<b>INSURER E:</b>		
<b>INSURER F:</b>			

**COVERAGES****CERTIFICATE NUMBER:****REVISION NUMBER:**

THIS IS TO CERTIFY THAT THE POLICIES OF INSURANCE LISTED BELOW HAVE BEEN ISSUED TO THE INSURED NAMED ABOVE FOR THE POLICY PERIOD INDICATED. NOTWITHSTANDING ANY REQUIREMENT, TERM OR CONDITION OF ANY CONTRACT OR OTHER DOCUMENT WITH RESPECT TO WHICH THIS CERTIFICATE MAY BE ISSUED OR MAY PERTAIN, THE INSURANCE AFFORDED BY THE POLICIES DESCRIBED HEREIN IS SUBJECT TO ALL THE TERMS, EXCLUSIONS AND CONDITIONS OF SUCH POLICIES. LIMITS SHOWN MAY HAVE BEEN REDUCED BY PAID CLAIMS.

INSR LTR	TYPE OF INSURANCE	ADDL INSD	SUBR WVD	POLICY NUMBER	POLICY EFF (MM/DD/YYYY)	POLICY EXP (MM/DD/YYYY)	LIMITS
	<b>COMMERCIAL GENERAL LIABILITY</b> <input type="checkbox"/> CLAIMS-MADE <input type="checkbox"/> OCCUR  GENL AGGREGATE LIMIT APPLIES PER: <input type="checkbox"/> POLICY <input type="checkbox"/> PRO-JECT <input type="checkbox"/> LOC OTHER:						EACH OCCURRENCE \$ DAMAGE TO RENTED PREMISES (Ea occurrence) \$ MED EXP (Any one person) \$ PERSONAL & ADV INJURY \$ GENERAL AGGREGATE \$ PRODUCTS - COMP/OP AGG \$ \$
	<b>AUTOMOBILE LIABILITY</b> <input type="checkbox"/> ANY AUTO <input type="checkbox"/> ALL OWNED AUTOS <input type="checkbox"/> HIRED AUTOS  <input type="checkbox"/> SCHEDULED AUTOS <input type="checkbox"/> NON-OWNED AUTOS						COMBINED SINGLE LIMIT (Ea accident) \$ BODILY INJURY (Per person) \$ BODILY INJURY (Per accident) \$ PROPERTY DAMAGE (Per accident) \$ \$
	<b>UMBRELLA LIAB</b> <input type="checkbox"/> OCCUR <b>EXCESS LIAB</b> <input type="checkbox"/> CLAIMS-MADE DED <input type="checkbox"/> RETENTION \$						EACH OCCURRENCE \$ AGGREGATE \$ \$
<b>A</b>	<b>WORKERS COMPENSATION AND EMPLOYERS' LIABILITY</b> ANY PROPRIETOR/PARTNER/EXECUTIVE OFFICER/MEMBER EXCLUDED? (Mandatory in NH) If yes, describe under DESCRIPTION OF OPERATIONS below	<input type="checkbox"/> Y <input type="checkbox"/> N N/A		830-43602	11/25/2014	11/25/2015	<input checked="" type="checkbox"/> PER STATUTE <input type="checkbox"/> OTH-ER E.L. EACH ACCIDENT \$ 1,000,000 E.L. DISEASE - EA EMPLOYEE \$ 1,000,000 E.L. DISEASE - POLICY LIMIT \$ 1,000,000

DESCRIPTION OF OPERATIONS / LOCATIONS / VEHICLES (ACORD 101, Additional Remarks Schedule, may be attached if more space is required)

**CERTIFICATE HOLDER****CANCELLATION**

City of Key West  
 Historic Seaport  
 3126 Flagler St.  
 Key West, FL 33040

SHOULD ANY OF THE ABOVE DESCRIBED POLICIES BE CANCELLED BEFORE THE EXPIRATION DATE THEREOF, NOTICE WILL BE DELIVERED IN ACCORDANCE WITH THE POLICY PROVISIONS.

AUTHORIZED REPRESENTATIVE

ASIS International  
Professional Certification Board

Awards

Justin N. Peterson, PSP

the designation of  
Physical Security Professional  
in witness thereof this certificate is granted



September 30, 2014

Valid through December 2017



18044

Certification Number

*Owen Monaghan*

President

*The Security Industry Association*

*certifies that*

**JOHN W. PETERSON**

*Successfully demonstrated the knowledge and skills of a  
Security Project Manager and fulfilled the requirements of its  
Certified Security Project Manager Program  
and is, therefore, designated a*

**CERTIFIED SECURITY  
PROJECT MANAGER (CSPM)**

*on this 19<sup>th</sup> day of April, 2011*



**RICHARD W. CHACE, IOM**  
Chief Executive Officer  
Security Industry Association



*Nadim Sawaya*  
**NADIM SAWAYA**  
President  
Enterprise Performance Consulting



**AZALEA NETWORKS  
TECHNICAL CERTIFICATION  
AWARD**

THIS CERTIFICATE IS AWARDED TO

**JOHN PETERSON**

IN RECOGNITION OF COMPLETION OF THE OFFICIAL TRAINING COURSE FOR  
INSTALLATION OF AZALEA'S WIRELESS NETWORK SOLUTION



BRIAN CARLSON, VICE PRESIDENT & GENERAL MANAGER, AZALEA NETWORKS







**KEY WEST HISTORIC SEAPORT**  
201 William Street  
Key West, FL 33040

**ADDENDUM NO. 1**  
**KWHS CCTV Surveillance System**  
**RFP #05-015**

This addendum is issued as supplemental information to the bid package for clarification of certain matters of both a general and a technical nature. The referenced bid package is hereby addended in accordance with the following items:

**General Notes and Clarifications:**

1. All cable to be suitable for wet locations.
2. Replace 21.5" LCD Monitor with 32" Full-HD (1080p) LCD Monitor – Wall Mount.
3. Add (1) 42" Full-HD (1080p) LCD Monitor – Wall Mount at Dockmaster Office.
4. Viewing of live feed and recording playback required at both monitoring stations.
5. Add PZT camera to South corner of Dockmaster Building.

**RFP Questions Submitted:**

1. Will the City provide parking areas for the contract vehicles or will parking cost be on the contractor?

**The Key West Historic Seaport will provide up to 5 parking spaces in the main parking lot at no charge to the contractor**

2. Will a secure storage area be provided onsite for equipment and tools during the installation?

**No, it is the contractor's responsibility to provide secure storage for equipment and tools**

3. During the meeting the specification requirement for the PTZ cameras were dropped from 3MP to 1080P as a minimum requirement. This was done to allow for industry standard on this type camera.

**All PZT Cameras to be HD1080p**

4. If Wireless is used for the project. 4.9 public safety frequency will be secured by the City.

**If wireless is used it will be the responsibility of the consultant to prepare and submit the application to the FCC in the City's name**

A handwritten signature in black ink, appearing to be "Jed".

5. Recording parameters are to be 15 frames per second recording for a minimum of 15 days of storage. Please confirm as stated during the meeting.

**Recording parameters to be 15 frames per second on motion with minimum 30 days storage**

6. The vendor should allocate for 15% growth in their design

**New system to allow for a 15% min. equipment increase in capacity**

7. What is the budget for this project?

**The Seaport has an estimated \$80,000 budget**

8. The drawings provided are only a representation of the areas that need coverage. It is up to the contractor to select proper cameras and engineer a system to meet the budget and take the coverage suggestion in their implementation.

**Yes, the drawings are a representation of needed coverage. It is the consultant's responsibility to engineer and implement the system**

All Bidders shall acknowledge receipt and acceptance of this **Addendum No. 1** by submitting the addendum with their proposal. Proposals submitted without acknowledgement or without this Addendum may be considered non-responsive.

  
Signature

4/2/15

IFSS

\_\_\_\_\_  
Name of Business





To: City Of Key West  
Attn: Purchasing  
Re: Seaport Surveillance System Compliance

### 1.01 WORK INCLUDED

1. The Contractor will design and furnish all CCTV Surveillance System material, equipment, machinery, and labor to accomplish the following minimum requirements for each site:

**a. Key West Historic Seaport Exterior Common Areas (Drawing A):**

- Wide Angle Fixed 3 Megapixel HD Weatherproof Network IR Cameras (1080p resolution) *Confirmed 1080P resolution*
- PTZ 3 Megapixel HD Weatherproof Network IR Cameras ((1080p resolution)(23x optical zoom)) *Confirmed 1080P resolution 30X Zoom*
- Full-HD Network Video Recorder with 30 day Back-up Storage Capability and room for future expansion
- 21.5” Full-HD (1080p) LCD Monitor *Confirmed, addendum #1 changed to 32 inch.*

**b. Ferry Terminal Building and Grounds (Drawings B & C):**

- Wide Angle Fixed 3 Megapixel HD Weatherproof Network IR Cameras (1080p resolution) *Confirmed 1080P resolution*
- Wide Angle Fixed 3 Megapixel HD Network IR Cameras (1080presolution) *Confirmed 1080P resolution*

**c. General:**


- Proposer’s representative must inspect site to determine potential re-use of existing power sources and conduit. *Confirmed IFSS performed onsite review and attended pre bid meeting.*
- System must have remote viewing capabilities on the City’s Network for employee’s computers and iPhones and other hand-held devices. *System is capable of being viewed remotely via Apple & Android apps at no cost. Routing capabilities to the World Wide Web shall be done by the City’s IT staff.*
- System shall include all necessary software and licenses. *Confirmed*
- There shall not be re-occurring licensing fees. *Confirmed*
- System shall have a complete stand-alone monitoring system (located at 201 William Street) *Confirmed*
- System shall have constant coverage of areas. *Confirmed*
- System shall have viewing in color. *Confirmed*
- System shall be capable of withstanding harsh environment including corrosive conditions caused by saltwater and hurricane winds and/or be in protective housing *Confirmed, all products being installed are rated for their environments.*

- Cables shall be protected from vandalism by the use of conduit or other means  
*Confirmed*
  - System shall be capable of withstanding power surges and regular power outages  
*Confirmed, IFSS has included the proper UPS power supplies.*
  - Cameras shall be vandal resistant *Confirmed*
2. Contractor will be responsible for identifying and verifying availability of locations for mounting cameras or equipment. If mounting locations are not available, Contractor will be responsible for installing mounting locations. Installation shall be included with Proposal. *Confirmed, Installation is included in this proposal. IFSS has slightly altered the original design of the sea port section of work. The Ferry Terminal remains as designed by the City.*
  3. Contractor to provide a complete written description including system capabilities, type of cameras including brand, capability of cameras, recording ability in quality and quantity and upgrade/ expansion capabilities. *Confirmed, included within IFSS response.*
  4. Contractor to provide a complete written description including type of system and brand of stand-alone monitoring / retrieval system. Description shall include playback capability, copying to DVD, print screen ability, etc... *Confirmed, included within IFSS response.*
  5. Contractor to provide a complete system layout showing camera locations, wiring, antennas, etc. *Confirmed, included within IFSS response.*
  6. Contractor to provide cut sheets on all equipment including cameras, computers, recording devices, wiring, etc. *Confirmed, included within IFSS response.*
  7. The City is requiring the Proposer to warranty all materials and labor for two (2) years. Warranty will begin once the City determines the system is operating as specified in the technical specifications for a period of 30-days. Provide complete written description of warranty and what it covers. *Confirmed, warranty to begin upon beneficial use of system. All warranty work will be performed from our local office @ 5680 1<sup>st</sup> Ave Unit 3, Key West FL 33040.*
  8. Contractor to describe how the cameras, antennas, etc. will be protected in the harsh coastal environment including type of housing units. *Confirmed, all products being provided and installed are rated for their environment.*
  9. Contractor to describe how the cameras, antennas, monitoring / recording equipment etc. will be protected against power surge. *Confirmed, IFSS has included UPS and switches.*
  10. Contractor to describe the type of training, if any, provided with the proposed system. *Confirmed, IFSS has included 8 hours of end user training.*
  11. Contractor shall secure permits as necessary for proper execution and completion of the work and shall ensure that all Federal, State, and Local codes are followed. *Confirmed, IFSS has included permit fees required for the project.*
  12. Contractor shall take the necessary steps to secure the site including fencing, barricades, and/or security to prevent entry by unauthorized persons. The Deputy Port &



Marine Services Director or designee shall approve security measures. *Confirmed, after reviewing the site and scope we do not believe there is a need for fencings or barriers as part of this project.*

13. It shall be the Contractor's responsibility to request approval for entrance to certain areas of worksite for work on Saturdays, Sundays, holiday, and weekday hours other than 7:00 am until 5:00 pm. *Confirmed, if IFSS requires working during off normal hours we will request in advance.*

  
Justin Peterson Pres 4/7/15  
4/7/15



To: City Of Key West  
Attn: Purchasing  
Re: Seaport Surveillance System Description

IFSS' proposed system is comprised of all commercial-off-the-shelf and non-proprietary products. The system is a combination of HikVision IP cameras and video management software, Dell client workstations, and FluidMesh point-to-point & point-to-multipoint wireless video/data links.

This combination of products and services will provide the City a two year warranty and no scheduled cost-of-ownership or licensing fees.

We have met the intent for the design that was provided by the City of Key West.

**System Specifics:**

We propose deployment of a distributed system having multiple network video recorders, wireless links, (2) client workstation locations, and multiple camera locations. The (4) locations of the NVR's are:

1. Conch Republic restaurant, having (6) cameras attached to a Network Video Recorder (NVR) with 8 TB of available video storage. (3) Cameras mounted & installed on Conch Republic and another (3) cameras transmitting wirelessly from the Record Studio to the Conch Republic server. Conch Republic links wirelessly to the Dock Masters client location.
2. 201 William Street, having (13) cameras and one client workstation attached to its own NVR with 12TB of storage. (7) of these cameras are attached to the 201 William Street building, (2) cameras transmitting wirelessly from Schooner Wharf, and (4) cameras transmitting wirelessly from Turtle Kraals. The link between 201 William Street & the Dock Master location is design as a 60Mbps link, but is scalable to 100Mbps for future expansion.
3. Dock Masters, having (10) cameras and one client workstation attached to an NVR with 12TB storage. (7) cameras are located on the Dock Masters' facility while the (3) cameras from The Half Shell Raw Bar are transmitted wirelessly to the Dock Master server. The Dock Master facility is a main distribution and receiving point for wireless connections to all servers, including the Ferry Terminal.






4. Ferry Terminal, having (12) local camera connections attached to an NVR with 12 TB of storage. This location's NVR is wirelessly transmitting back to the Dock Master location.

This combination of 41 cameras can be seen in live view, controlled (if PTZ capable), and review recorded video from either of the client workstation locations at the Dock Master or the 201 William Street location. This system can be access by smart phone, Apple, or Android devices if allowed via the city technology department and available resources / bandwidth.

Depending on client log in credential an administrator can allow rights for viewing only, control of cameras (such as PTZ movement), and the review or export of recorded video.

We are confident that our design meets or exceeds the intent of the specification in all respects. IFSS prides itself on using best-of-breed, proven technologies in accomplishing our customers' security goals.

We look forward to the opportunity of partnering with the City of Key West in this important project.

  
Justin Peterson      Pres      4/6/15  
4/6/15



**Filename:** PORT-EYW  
**Date:** 4/5/15  
**Version:** #1  
**Job No:**

**Total:** \$128,541.14

**Job Name:** RFP-Closed Circuit Television-0-2015/SS

**To:** City of Key West  
**Phone:** 305-809-3815  
**Attn:** Sue Snider-Purchasing

**IFSS Rep:** Justin Peterson

QTY	Part Number	Ferry Terminal System Description	
2	DS-2DF7286-AEL	1080P Outdoor Rated PTZ Camera	
2	DS-1634ZJ	Wall Mount & Back Box for Out Door PTZ	
6	DS-2CD2632F-I	1080P IR Bullet Camera Out Door Rated	
4	DS-2CD2732F-I	1080P Indoor IR Vandal Proof Dome	
1	Trendnet	16 Port POE 10/100/1000 Rack Mount Switch	
1	DS-9632NI-ST	32 Channel NVR Recorder with 12TB of Storage	
1	UPS	Uninterruptable Power Supply for NVR & Switch	
1	FMPONTE	Fluid Mesh 50MB Wireless to Dock Master Location	
			<b>Total \$23,503.00</b>
QTY	Part Number	Seaport Common Areas & Dock Masters Location	
6	DS-2DF7286-AEL	1080P Outdoor Rated PTZ Camera	
6	DS-1634ZJ	Wall Mount & Back Box for Out Door PTZ	
23	DS-2CD2632F-I	1080P IR Bullet Camera Out Door Rated	
3	Trendnet	16 Port POE 10/100/1000 Rack Mount Switch	
3	TPE-TG81g	8 Port POE+ GreenNet Gigabit Switch	
2	DS-9632NI-ST	32 Channel NVR Recorder with 12TB of Storage	
1	DS-9616NI-ST	16 Channel NVR Recorder with 8TB of Storage	
5	UPS	Uninterruptable Power Supply for NVR & Switch	
1	FMPONTE	Fluid Mesh 50MB Wireless Schooner Warf to 201 William St	
1	FMPONTE	Fluid Mesh 50MB Wireless Record Studio to Conch Republic	
1	FMPONTE	Fluid Mesh 50MB Wireless Turtle Kraals to 201 William St	
1	FMPONTE	Fluid Mesh 50MB Wireless Half Shell to Dock Master	
1	FMPONTE	Fluid Mesh 50MB Wireless Conch Republic to Dock Master	
2	FM1200V	Fluid Mesh Scalable Throughput Dock Master to 201 William St	
2	FM1200V-60	60Mbps Throughput Licensing For FM1200V Radios	
2	OptiPlex	Dell Client Work Station Dual Monitor	
1	32LCD	Wall Mount 32" LCD Display 201 William St	
1	42LCD	Wall Mount 42" LCD Display Dock Master	
			<b>Total \$105,038.14</b>

**Notes:**

- 1 All work to be done during normal working hours (Monday - Friday 7am-5pm)
- 2 Two year standard warranty from beneficial use on installation and equipment is included.
- 3 The above listed equipment shall be provided, installed, programmed, tested and certified by IFSS.
- 4 The City of Key West shall provide IP addresses for each IP device. IFSS will provide a list.
- 5 Permit fees have been estimated @ 2.4% of the project value.
- 6 IFSS will train onsite personnel in using and operating the provided system. (8 hours)
- 7 Tax is included in this proposal
- 8 Ground freight is included in this proposal
- 9 Bill of materials as provided is for bid purposes and is subject to change during the engineering process.
- 10 This proposal is only valid for 60 days, with out written authorization from an IFSS Officer.
- 11 Customer operation and maintenance training introduction are included in this quotation.
- 12 IFSS requires 45 days to complete installation from obtaining permit.
- 13 Equipment lead time is approximately 30 days to site from approval to release equipment.
- 14 Payment and Performance bond has been included in this proposal.

INTEGRATED FIRE & SECURITY SOLUTIONS, Inc  
7857 Drew Circle Suite 15  
Fort Myers FL, 33967  
Voice (239) 415-4374 fax (239) 415-4378  
EC0001085


Project: 1-Closed Circuit Television-0-2015  
Customer Reference: PORT-EYW  
Integrated Fire & Security Reference: 0  
Date: 4/5/15  
Sale Price: \$128,541.14

## INTEGRATED FIRE & SECURITY SOLUTIONS Terms and Conditions of Sale

1. **LIMITATION OF WARRANTY:** Purchaser understands that IFSSI is not an Insurer. Subject to the limitations below, IFSSI warrants that the Product as distinguished from Software) be free from defects in material and workmanship under normal use for a period of one year from the date of first beneficial use of all or any part of this Product or 18 months after Product shipment whichever is earlier provided, however, that IFSSI sole liability, and purchaser's sole remedy, under said warranty, shall be limited to the repair or replacement of any Product, or part thereof, which IFSSI determines to be defective at IFSSI sole option and subject to the availability of service personnel and parts, as determined by IFSSI. IFSSI warrants expendable items including, but not limited to, video and print heads, television camera tubes, video monitor display tubes, batteries and certain other products in accordance with the applicable manufacturer's warranty. 'IFSSI' does not warrant devices designed to fail in protecting a system such as, but not limited to fuses and circuit breakers. 'IFSSI' warrants that any 'IFSSI' Software described in this Agreement, as well as that Software contained in or sold as part of any Product described in this Agreement, will reasonably conform to its published specifications in effect at the time of delivery and for ninety (90) days after delivery. However, Purchaser agrees and acknowledges that the Software may have inherent defects because of its complexity. 'IFSSI' sole obligation with respect to Software, and purchaser's sole remedy, shall be to make available published modifications, designed to correct inherent defects, which become available during the warranty period.
2. **VALIDITY PERIOD:** The price quotes provided are valid for 30 days unless otherwise specified in writing by 'IFSSI'.
3. **INTEGRATED FIRE & SECURITY SOLUTIONS:** Purchaser others agrees that 'IFSSI' offers various levels of services and that the Purchaser, after reviewing the same, has contracted with 'IFSSI' to perform only the services described in writing in this Agreement. 'IFSSI' denies liability for materials, supplies or work provided by other persons. Unless specifically contracted for. 'IFSSI' denies any supervisory role and this Agreement shall not commit 'IFSSI' to any supervisory role, including, but not limited to the placement or routing of any wires or other Product. If this Agreement includes a quote for Monitoring Services to be supplied by IFSSI'. Purchaser agrees for himself, and any assignees to this Agreement that 'IFSSI' shall have no duty to perform such Monitoring Services until and unless the Purchaser, and any assignee including but not limited to the end-user, agree to and sign a 'IFSSI' Monitoring Agreement approved and signed by and signed by an authorized representative of 'IFSSI'
4. **CANCELLATION:** Any cancellation must be made in writing. Recognizing that 'IFSSI' damages arising from cancellation will be difficult to estimate or determine, the following changes shall be construed as liquidated damages representing an approximation of the administrative, engineering, and other costs 'IFSSI' will actually incur in reliance upon this Agreement and not as a penalty: If, prior to shipment. Purchaser cancels this Agree right to any portion thereof, for any reason not attributable to 'IFSSI'. Purchaser agrees to pay 'IFSSI' an amount equal to 20% of the price of the products canceled if the cancellation occurs more than 21 days after 'IFSSI' receives Purchaser's order or Purchaser accepts this Agreement. If Purchaser cancels after shipment, Purchaser agrees to pay the above 20% of the price of the products canceled, return the products already shipped, and to pay 'IFSSI' an additional amount equal to 30% of the value of the returned products to cover the estimated costs of transportation and restocking.
5. **LIMITATION OF REMEDY:** It is understood and agreed that since it is impractical and extremely difficult to fix actual damages, if any, or ascertain what, it any, portion of any loss of injury would be proximately caused by the failure of 'IFSSI' Product and/or Software to operate, or to operate properly, or 'IFSSI' to perform any of its obligations or services described herein, UNDER NO CIRCUMSTANCES WILL 'IFSSI' LIABILITY FOR ANY DAMAGES, INCLUDING BUT NOT LIMITED TO THOSE ARISING IN ANY WAY OUT OF THE INSTALLATION USE DESIGN OR FUNCTION OR FAILURE TO FUNCTION OF ANY PRODUCT AND SOFTWARE SOLD BY 'IFSSI'. BE IN EXCESS OF THE PURCHASE PRICE PAID FOR THE PRODUCT, SOFTWARE AND/OR SERVICES. THIS SUM SHALL BE THE PURCHASER'S SOLE, A COMPLETE AND EXCLUSIVE REMEDY AND SHALL BE PAID AND RECEIVED AS LIQUIDATED DAMAGES OR A LIMITATION OF LIABILITY AMOUNT AGREED ON BY THE PARTIES AND NOT AS A PENALTY. IN NO CIRCUMSTANCES WILL 'IFSSI' BE HELD LIABLE FOR ANY CLAIMS, LOSSES, DAMAGES OR INJURIES ARISING FROM OR CAUSED BY THE PURCHASER'S OR ANY OTHER PARTY'S MATERIAL, EQUIPMENT, ACTIONS, OR OMISSIONS. If Purchaser wishes 'IFSSI' to increase the amount of the above limitation of liability or liquidated damages amount stated in this Agreement, Purchaser may inquire about obtaining an increase to this amount in exchange for an increased purchase or contract price. Under no circumstances will an increase in the purchase or contract price be construed to mean that 'IFSSI' is an insurer of that the obligations of obtaining and maintaining insurance are not with the Purchaser.
6. **INSURANCE OBLIGATIONS:** It is understood and agreed by the Purchaser that 'IFSSI' is not an insurer and that it is the Purchaser's obligation to obtain and maintain any insurance covering any losses to property or personal injury or any other damage which may occur at the premises where the 'IFSSI' Product, Software or Services. Which fro the basis of this Agreement are delivered, assembled, installed, used, or performed. The Purchaser agrees to list 'IFSSI' as an additional insured on all such policies and to provide 'IFSSI' a copy of the Certificate of Insurance upon request. Purchaser further agrees that the Certificate of Insurance shall contain a provision that coverage afforded under the policies will not be canceled or materially altered until at least thirty (30) days after written notice is given to 'IFSSI'.
7. **WAIVER OF SUBROGATION:** Purchaser does hereby for itself and all other parties claiming under it release and discharge 'IFSSI' from and against all hazards covered by Purchaser's insurance. It being expressly agreed and understood that no insurance company insurer, or any other third party will have any right of subrogation against 'IFSSI'.
8. **LIMITATION OF ACTIONS:** The Purchaser hereby agrees that no claim, suit or action of any kind shall be brought against 'IFSSI', its agents, employees, and/or officers more than one year after the claim arises, whether known or unknown when the claim arises, provided however, that it there is a claim, suit, or cause of action arising under the Warranty, it must be brought, if at all, within six months of expiration of the Warranty period stated above. This clause is in no way to be interpreted as an extension of the Express Warranty stated in paragraph 1 above
9. **DRUG FREE WORKPLACE POLICY:** 'IFSSI' has a written drug free workplace policy available for review by written request.
10. **INSTALLATION:** The installation of any Product is NOT INCLUDED unless specifically provided for in this Agreement.

11. TITLE: The Software and any relevant Product as described in this Agreement shall remain the personal property of IFSSI, even if attached to realty or other property. Customer shall not sell, assign, encumber or remove the Product of Software without the prior written consent of IFSSI. Customer shall perform all necessary acts to preserve and protect the right, title and interest of IFSSI in the Product and Software including but not limited to signing any financing statements or other documents requested by IFSSI or its agents. IFSSI may inspect the product and Software during normal business hours and may affix labels or notices of ownership on the Product and Software.
12. FORCE MAJEURE: IFSSI shall not be liable for any loss or damage of any kind resulting from delay, inability to deliver, or install, or to perform any other work under this Agreement on account of fire, flood, labor problems, access to premises, accidents, acts of civil or military authorities, acts of God, or from any other causes beyond IFSSI control.
13. DRAWINGS: All drawings and wire diagrams provided by IFSSI in connection with this Agreement are protected under United States Copyright Laws and professional. Intended solely for the use of the installing contractor as a general guide for the installation of the System. Those drawings and wire diagrams are prepared in accordance with the project plans and specifications available to IFSSI at the time of the bid and are NOT intended to be System design or approval documents. IFSSI is not a design professional. Under no circumstances is any clause in this agreement or any actions taken by IFSSI to be construed in such a way as to impose upon IFSSI the duties or liabilities of a design.
14. CHANGE ORDERS: This Agreement can be modified, amended or altered only by an Agreement in writing, signed by both parties or their duly authorized representatives.
15. SOFTWARE LICENSE AND USE: Software Products provided by IFSSI are licensed, not sold. In the Customer. Customer has only a non-exclusive, non-transferable license to use the software ('License'). IFSSI retains all right, title and interest to the Software. In some cases, IFSSI may have a right to re-license the Software. 'Software' shall mean any part of Software provided by IFSSI in machine readable form indicated on this Agreement or contained in any IFSSI Product indicated on this agreement to ordered subsequently, any modified versions and all related documentation. Customer shall use the Software only on the Product and all the Product Site listed herein. Any Software received by Customer at any time is subject to this agreement. The License term begins upon delivery of the Software and continues until the last use of the Software with the Product, unless terminated IFSSI may terminate this License if Customer: (1) Fails to perform any obligation under the Agreement; (2) ceases to do business as a going concern; (3) has its assets assigned or attached by law. Within five (5) days after the License terminates, Customer shall, at its expense, return the Software to IFSSI and destroy all copies of the Software, including memory or storage copies.
16. PROTECTION AND NON-DISCLOSURE: Customer shall maintain the Software in strict confidence and shall disclose it only to its employees requiring access. Customer shall implement adequate procedures controlling access to and use of the Software consistent with the protection of IFSSI rights. Customer may duplicate Software only for internal use on the Product according to IFSSI instructions.



THIS QUOTATION AND ANY RESULTING CONTRACT SHALL BE SUBJECT TO THE GENERAL TERMS AND CONDITIONS CONTAINED HEREIN

<p>Order By:  Integrated Fire &amp; Security Solutions  7857 Drew Circle Suite 15  Fort Myers FL, 33967  Voice (239) 415-4374 fax (239) 415-4378  Representative Name:  Justin Peterson  Representative Signature: _____  Date: 4/5/2015</p>	<p>Accepted By:  Company Name:  Address:  Representative Name:  Representative Signature: _____  Title:  P.O. # :  Date:  Sale Price: \$128,541.14</p>
---	--



# DS-2DF7286-AEL

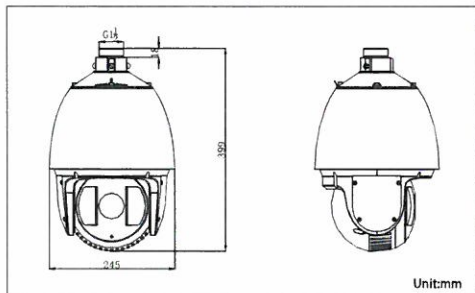
## 2 MP 30X Network IR PTZ Dome Camera



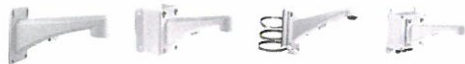
### Key features

- 1/2.8" Progressive Scan CMOS
- 30X optical zoom, 16X digital zoom
- Smart Tracking, Defog, ROI encoding, HLC
- Smart IR, 120m IR distance
- 3-Streams
- True Day/Night, 3D DNR, Digital WDR
- 3D intelligent positioning
- 24VAC / High-PoE power supply

### Dimensions



### Accessories



DS-1614ZJ

DS-1633ZJ

DS-1622ZJ

DS-1634ZJ

DS-2DF7286-AEL	
<b>Camera</b>	
Image Sensor	1/2.8" Progressive Scan CMOS
Effective Pixel	1320K pixels
Min. Illumination	Color : 0.05 lux (F1.6, AGC On); B/W : 0.005 lux (F1.6, AGC On); 0 Lux with IR
White Balance	Auto / Manual /ATW/Indoor/Outdoor/Daylight lamp/Sodium lamp
AGC	Auto / Manual
S / N Ratio	≥ 50dB
Digital Noise Reduction	3D DNR
Backlight Compensation	HLC / BLC
Wide Dynamic Range	Digital WDR
Shutter Speed	50Hz: 1~1/30,000s; 60Hz: 1~1/30,000s
Day & Night	IR Cut Filter
Digital Zoom	16X
Privacy Masking	Up to 24 zones, maximum 8 zones on a same image, multiple colors and mosaics optional
Focus Mode	Auto / Semiautomatic / Manual
Enhancement	Smart Defog: on / off
<b>Lens</b>	
Focal Length	4.3 ~ 129.0mm, 30x
Zoom Speed	Approx 3s(Optical Wide-Tele)
Angle of View	57.4-2.8 degree (Wide-Tele)
Min. Working Distance	10 ~ 1,500mm(Wide-Tele)
Aperture Range	F1.6 ~ F5.0
<b>Pan and Tilt</b>	
Smart tracking	Support
Pan / Tilt Range	Pan: 360° endless; Tilt: -2° ~ 90° (Auto Flip)
Pan / Tilt Speed	Pan Manual Speed: 0.1° ~ 160° /s, Pan Preset Speed: 160° /s Tilt Manual Speed: 0.1° ~ 120° /s, Tilt Preset Speed: 120° /s
Proportional Zoom	Rotation speed can be adjusted automatically according to zoom multiples
Number of Preset	256
Patrol	8 patrols, up to 32 presets per patrol
Pattern	4 patterns, with the recording time not less than 10 minutes per pattern
Power-off Memory	Support
Park Action	Preset / Patrol / Pattern / Pan scan / Tilt scan / Random scan / Frame scan / Panorama scan
PTZ Position Display	On / Off
Preset Freezing	Support
Scheduled Task	Preset / Patrol / Pattern / Pan scan / Tilt scan / Random scan / Frame scan / Panorama scan/ Dome reboot/Self-test action/Alarm output
<b>Infrared</b>	
Smart IR	Support
IR Distance	Up to 120m
IR Intensity	Automatically adjusted, depending on the zoom ratio
<b>Alarm</b>	
Alarm Input	7
Alarm Output	2 relay outputs, alarm response actions configurable
Alarm Action	Preset, Patrol, Pattern, SD/SDHC card recording, Relay output, Notification on Client
<b>Input/Output</b>	
Video Output	1.0V[p-p] / 75Ω, PAL / NTSC composite, BNC
Audio Input	Audio input (LINE input), 2 ~ 2.4V[p-p]; output impedance: 1KΩ, ±10%
Audio Output	Line level, impedance: 600Ω
<b>Network</b>	
Ethernet	10Base-T / 100Base-TX, RJ45 connector
Max. Image Resolution	1920 × 1080
Frame Rate	60Hz: 30fps(1920 × 1080) 30fps(1280 × 960) 30fps (1280 × 720)
Image Compression	H.264/MJPEG/MPEG4, H.264 encoding with Baseline/Main/High profile
ROI encoding	Support 24 areas with adjustable levels
Audio Compression	G.711u /G.711a /G.726
Protocols	IPv4/IPv6, HTTP, HTTPS, 802.1x, Qos, FTP, SMTP, UPnP, SNMP, DNS, DDNS, NTP, RTSP, RTP, UDP, IGMP, ICMP, DHCP, PPPoE
Simultaneous Live View	Up to 10
Streams	Three Streams
Mini SD Memory Card	Built-in SD/SDHC Slot, up to 32GB, support manual / alarm / edge recording
User/Host Level	Up to 32 users, 3 Levels: Administrator, Camera control, Live view only
Security Measures	User authentication(ID and PW); Host authentication(MAC address); IP address filtering
<b>Integration</b>	
Application programming	Open-ended API, support Onvif, PSIA and CGI
Web Browser	IE 7, IE 8, IE 9, Chrome 8+, Firefox 3.5+, Safari 5+, support multi-language
<b>General</b>	
RS-485 Protocols	HIKVISION, Pelco-P, Pelco-D, self-adaptive
Power	24VAC: Max. 65W (heater: 45W) High-PoE: Max. 50W (heater: 20W)
Working Temperature	24VAC: -40 °C ~ 65 °C (-40 °F ~ 149 °F) High-PoE: -30 °C ~ 65 °C (-22 °F ~ 149 °F)
Humidity	90% or less
Protection Level	IP66 standard
Dimensions	TVS 4,000V lightning protection, surge protection and voltage transient protection Φ245 × 399mm (Φ9.65" × 15.71")
Weight (approx.)	5.5kg(12.13lbs)
Mount Option	Long-arm wall mount: DS-1614ZJ; Corner mount: DS-1633ZJ; Pole Mount: DS-1622ZJ; Power box mount: DS-1634ZJ

### Order models

DS-2DF7286-AEL: High-PoE & 24VAC, outdoor

## DS-2CD2632F-I(S)

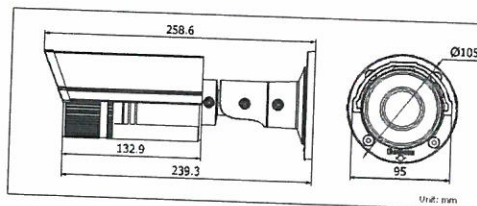
## 3.0MP VF IR Bullet Network Camera



### Key features

- Up to 3 megapixel (2048 x 1536) resolution
- Full HD1080p real-time video
- Vari-focal lens
- IR LEDs (up to 30m)
- DWDR & 3D DNR & BLC
- IP66
- Support onboard storage (up to 64GB)
- (-S) Audio I/O, Alarm I/O

### Dimensions



DS-2CD2632F-I (S)	
<b>Camera</b>	
Image sensor	1/3" progressive scan CMOS
Min. illumination	0.095 lux@F1.4 0 lux with IR
Shutter time	1/30s ~ 1/100,000s
Lens	2.8 ~ 12 mm @F1.4, angle of view: 98° ~ 30.5°
Lens mount	Φ14
Day & night	ICR
Digital noise reduction	3D DNR
Wide dynamic range	Digital WDR
Backlight compensation	Yes, zone configurable
<b>Compression standard</b>	
Video compression	H.264 / MJPEG
H.264 compression profile	Main profile
Bit rate	32 Kbps ~ 16 Mbps
Audio compression (-S)	G.711 / G.726
Audio bit rate (-S)	64Kbps (G.711) / 16Kbps (G.726)
<b>Image</b>	
Max. image resolution	2048 × 1536
Frame rate	60Hz: 15fps (2048 x 1536), 30fps (1920 × 1080), 30fps (1280 x 720)
Image settings	Saturation, brightness, contrast adjustable through client software or web browser
<b>Network</b>	
Network storage	NAS
Alarm trigger	Motion detection, tampering alarm, network disconnect, IP address conflict, storage full, storage error
Protocols	TCP/IP, HTTP, DHCP, DNS, DDNS, RTP, RTSP, PPPoE, SMTP, NTP, UPnP, ICMP, IGMP, SNMP, FTP, 802.1X, QoS, HTTPS
System compatibility	ONVIF, PSIA, CGI
General functionalities	User authentication, watermark, dual stream
<b>Interface</b>	
Communication interface	1 RJ45 10M / 100M ethernet port
On-board storage	Built-in Micro SD/SDHC/SDXC card slot, up to 64 GB
<b>General</b>	
Operating conditions	-30 °C ~ 60 °C (-22 °F ~ 140 °F), humidity 95% or less (non-condensing)
Power supply	DC12V ± 10%, PoE (802.3af)
Power consumption	Max. 5.5W (7.5W with ICR on)
Ingress protection level	IP66
IR range	Up to 30m
Dimensions	95 x 105 x 258.6 mm (3.74" x 4.13" x 10.18")
Weight	1200g

### Available models

DS-2CD2632F-I, DS-2CD2632F-IS

\* -S (special order): 1-ch audio I/O interface, 1-ch alarm I/O interface.

## DS-2CD2732F-I(S)

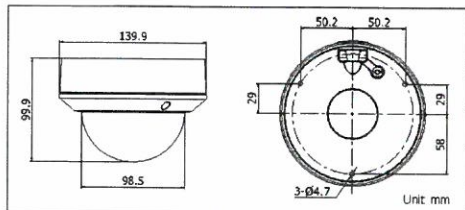
## 3.0MP VF IR Dome Network Camera



### Key features

- 3 megapixel (2048 x 1536) high resolution
- Full HD1080p real-time video
- IR LEDs: up to 20m
- DWDR & 3D DNR & BLC
- Support onboard storage (up to 64GB)
- (-S) Audio I/O, Alarm I/O
- IP66
- Vandal-proof

### Dimensions



### Accessories



DS-1238ZJ  
Pendant Mount  
Aluminium Bracket

DS-1256ZJ  
Wall Mount  
Aluminium Bracket  
with gang box

DS-1280ZJ-DM20  
Wire Intake Box

DS-2CD2732F-I(S)	
<b>Camera</b>	
Image sensor	1/3" progressive scan CMOS
Min. illumination	0.095 lux@F1.4 0 lux with IR
Shutter time	1/30s ~ 1/100,000s
Lens	2.8 ~ 12mm @ F1.4, Angle of view: 98° ~ 30.5°
Lens mount	Φ14
Day & night	ICR
Digital noise reduction	3D DNR
Wide dynamic range	Digital WDR
Backlight compensation	
Angle adjustment	Pan: 0 ~ 360°, tilt: 0° ~ 75°, rotation: 0° ~ 360°
<b>Compression standard</b>	
Video compression	H.264 / MJPEG
H.264 compression profile	Main profile
Bit rate	32 Kbps ~ 16 Mbps
Audio compression (-S)	G.711 / G.726
Audio bit rate (-S)	64Kbps (G.711) / 16Kbps (G.726)
<b>Image</b>	
Max. image resolution	2048 × 1536
Frame rate	60Hz: 15fps (2048 × 1536), 30fps (1920 × 1080), 30fps (1280 × 720)
Image settings	Saturation, brightness, contrast adjustable through client software or web browser
<b>Network</b>	
Network storage	NAS
Alarm trigger	Motion detection, tampering alarm, network disconnect, IP address conflict, storage full, storage error
Protocols	TCP/IP, HTTP, DHCP, DNS, DDNS, RTP, RTSP, PPPoE, SMTP, NTP, UPnP, ICMP, IGMP, SNMP, FTP, 802.1X, QoS, HTTPS
System compatibility	ONVIF, PSIA, CGI
General functionalities	Dual stream, user authentication, watermark
<b>Interface</b>	
Communication interface	1 RJ45 10M / 100M ethernet port
On-board storage	Built-in Micro SD/SDHC/SDXC card slot, up to 64 GB
<b>General</b>	
Operating conditions	-30 °C ~ 60 °C (-22 °F ~ 140 °F), humidity 95% or less (non-condensing)
Power supply	DC12V ± 10%, PoE (802.3af)
Power consumption	Max. 5.5W
Impact protection	IEC60068-2-75Eh, 50J; EN50102, up to IK10
Ingress protection level	IP66
IR range	Up to 20m
Dimensions	Φ 140 × 99.9 mm (Φ 5.51" × 3.94")
Weight	1000g

### Available models

DS-2CD2732F-I, DS-2CD2732F-IS

\* -S (special order): 1-ch audio I/O interface and 1-ch alarm I/O interface.



## DS-9632NI-ST Embedded NVR

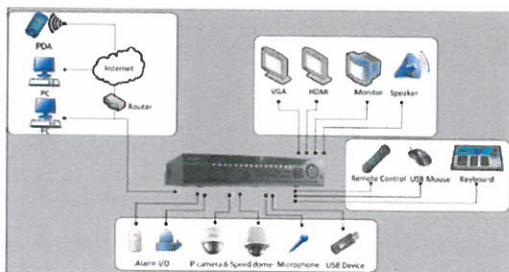


### Key Features


- 32 channel IP camera input
- Third-party network camera supported
- Up to 5 Mega pixel (2560×1920) recording resolution
- Simultaneous HDMI, VGA and CVBS output
- HDMI and VGA output up to 1920 x 1080P resolution
- Dual gigabit network interfaces
- eSATA interface for recording or archiving
- Flip open front panel for easy HDD installation
- 16-ch 4CIF synchronous playback
- JPEG picture capture and playback
- Tag video clip, search and playback by tag
- Compatible with free Hikvision DDNS
- Digital zoom on live view and playback

### Specifications

DS-9632NI-ST	
<b>Video / Audio input</b>	
IP video input	32-ch
Two-way audio	1-ch, BNC (2.0 Vp-p, 1 kΩ)
<b>Video / Audio output</b>	
Recording resolution	5MP / 3MP / 1080P / UXGA / 720P / VGA / 4CIF
CVBS output	1-ch, BNC (1.0 Vp-p, 75 Ω) Resolution: 704 × 576 (PAL); 704 × 480 (NTSC)
HDMI output	1-ch, resolution: 1920 × 1080P / 60Hz, 1600 × 1200 / 60Hz, 1280 × 1024 / 60Hz, 1024 × 768 / 60Hz
VGA output	1-ch, resolution: 1920 × 1080P / 60Hz, 1600 × 1200 / 60Hz, 1280 × 1024 / 60Hz, 1024 × 768 / 60Hz
Audio output	2-ch, BNC (Linear, 600 Ω)
Playback resolution	5MP / 3MP / 1080P / UXGA / 720P / VGA / 4CIF
Synchronous playback	16-ch 4CIF
<b>Storage</b>	
SATA	8 SATA interfaces
eSATA	1 eSATA interface
Capacity	Up to 4TB capacity for each disk
<b>External interface</b>	
Dual network interface	10M / 100M / 1000M self-adaptive Ethernet interface, dual IP, load balancing, network redundancy
Network bandwidth	Up to 80Mbps input, 160Mbps output, up to 128 network streams
Serial interfaces	1 RS-232, 1 RS-485 for PTZ control, 1 RS-485 for keyboard
USB interface	2 x USB2.0
Alarm in	16
Alarm out	4
<b>General</b>	
Power supply	100~240 VAC, 6.3A, 50~60Hz
Consumption	≤45W
Working temperature	-10°C ~ +55°C (14 °F ~ 131 °F)
Working humidity	10% ~ 90%
Chassis	19-inch rack mountable 2U chassis
Dimensions (W x D x H)	445 × 470 × 90 mm (17.52" × 18.5" × 3.54")
Weight	≤ 8 kg (17.64 lb) ( without hard disk or DVD-R/W )



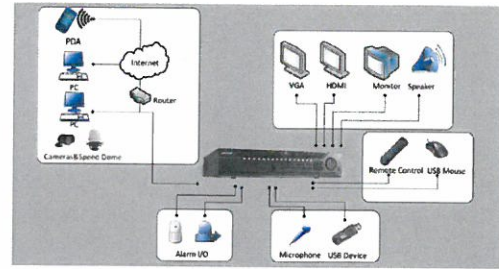
Rear Panel of DS-9632NI-ST



1. Video out
2. Audio out
3. Line in
4. RS-232 serial interface
5. VGA interface
6. HDMI interface
7. eSATA interface
8. LAN1, LAN2 network interface
9. RS-485 termination dip switch
10. RS-485 serial interface, keyboard interface, alarm in, alarm out
11. GND
12. 100-240 VAC power input
13. Power switch

## DS-9616NI-ST

## High-end Embedded NVR



### Key features

- Third-party network cameras supported
- Up to 5 Megapixels resolution recording
- HDMI and VGA output at up to 1920×1080P resolution
- Up to 8 SATA interfaces
- HDD quota and group management
- Dual gigabit network interfaces

### Rear Panel of DS-9616NI-ST



1. Video out
2. Audio out
3. Line in
4. RS-232 serial interface
5. VGA interface
6. HDMI interface
7. eSATA interface
8. LAN1, LAN2 network interface
9. Termination switch
10. RS-485 serial interface, keyboard interface, alarm in, alarm out
11. GND
12. 100~240 VAC power input
13. Power switch

### Specifications

DS-9616NI-ST	
<b>Video / Audio input</b>	
IP video input	16-ch
Voice talk input	1-ch, BNC (2.0 Vp-p, 1 kΩ)
<b>Video / Audio output</b>	
Recording resolution	5MP / 3MP / 1080P / UXGA / 720P / VGA / 4CIF / DCIF / 2CIF / CIF / QCIF
CVBS output	1-ch, BNC (1.0 Vp-p, 75 Ω) Resolution: 704 × 576 (PAL); 704 × 480 (NTSC)
HDMI output	1-ch, resolution: 1920 × 1080P / 60Hz, 1920 × 1080P / 50Hz, 1600 × 1200 / 60Hz, 1280 × 1024 / 60Hz, 1280 × 720 / 60Hz, 1024 × 768 / 60Hz
VGA output	1-ch, resolution: 1920 × 1080P / 60Hz, 1600 × 1200 / 60Hz, 1280 × 1024 / 60Hz, 1280 × 720 / 60Hz, 1024 × 768 / 60Hz
Audio output	2-ch, BNC (Linear, 600 Ω)
Playback resolution	5MP / 3MP / 1080P / UXGA / 720P / VGA / 4CIF / DCIF / 2CIF / CIF / QCIF
Synchronous playback	16-ch
<b>Hard disk</b>	
SATA	Up to 8 SATA interfaces
eSATA	1 eSATA interface
Capacity	Up to 4TB capacity for each disk
<b>External interface</b>	
Network interface	2, 10M / 100M / 1000M self-adaptive Ethernet interface
Network bandwidth	Up to 40Mbps input, 40Mbps output, up to 128 network streams
Serial interfaces	RS-232, RS-485, RS-485 keyboard
USB interface	2 x USB2.0
Alarm in	16
Alarm out	4
<b>General</b>	
Power supply	100~240 VAC, 6.3A, 50~60Hz
Consumption	<40W
Working temperature	-10°C ~ +55°C (14 °F ~ 131 °F)
Working humidity	10% ~ 90%
Chassis	19-inch rack-mounted 2U chassis
Dimensions (W x D x H)	445 × 470 × 90 mm (17.52" × 18.5" × 3.54")
Weight	< 8 kg (17.64 lb) ( without hard disk or DVD-R/W )








**iVMS-4200 Client Software Technical  
Specification v1.02**

## Introduction

iVMS-4200 Client Software is a centralized video management software using a distributed structure for surveillance device control and management. The devices are connected to the network so that a centralized management is highly required. iVMS-4200 is designed to get access and provide management to the connected multiple devices, including DVR, NVR, DVS, network camera, and decoder. Using the client, you can easily live view the channels, record and store the file, remotely configure the device parameters, control PTZ, get alarm information and respond, and display video on the TV wall. With the help of other servers which are also components of the iVMS-4200, it can provide functions as easing the network load by using a stream media server, and using the storage server to store the record files and pictures. This client software can be adopted in many different surveillance scenarios with medium or small scale.

### Components for iVMS-4200 Client Software:

- Client   
The core component for the software package manages devices and other components of iVMS4200. It provides the management, playback, preview, TV wall, E-map function and etc. It is necessary for solution.
- Storage Server   
Recording server, used for record files and pictures storage and backup.
- Encoding Server   
Managing encoding card and provide network service, part of PC DVR solution.
- Decoding Server   
Managing encode card and provide network service and decoding function.
- Stream Media Server   
Forwarding real-time video and audio stream and reducing network load of device.

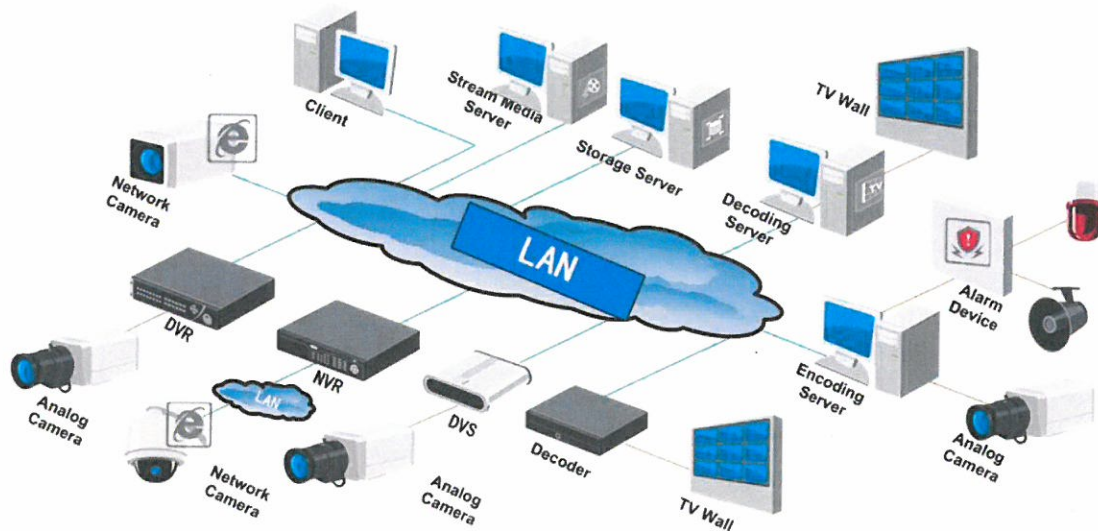
## Main Features

- All the published Hikvision devices are connectable, such as network cameras, DVR, DVS, decoder etc.
- Modularity servers provide scalable installation for different software modules;
- High-definition devices are supported.
- Friendly GUI for an easy operation.
- Grouping channels for unified management.
- Multi-level user management;
- Easy operation on alarm and event data;
- Configurable live view screen display and multiple screens live view is provided;
- Playback record and pictures easy search and filter.

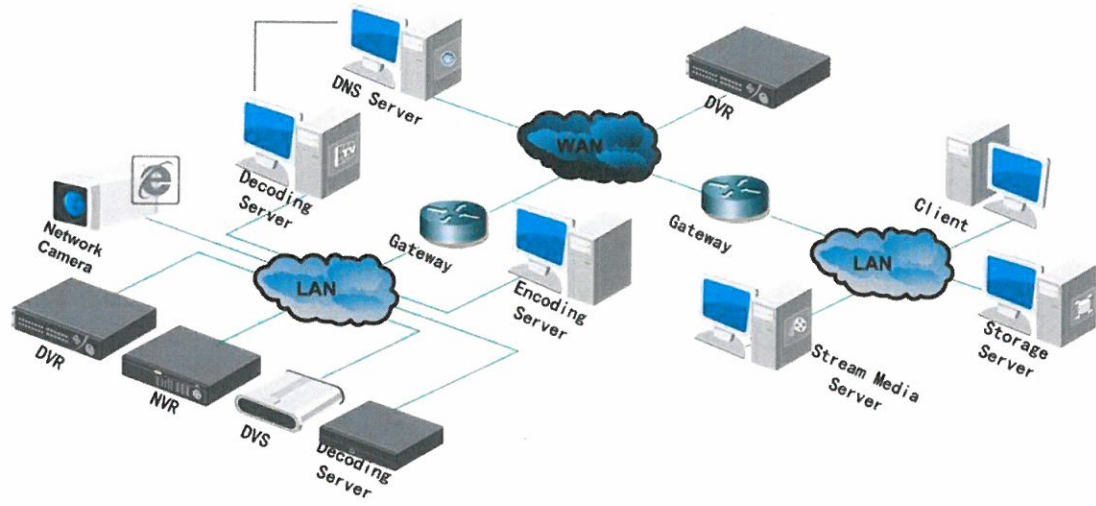
## iVMS-4200 in Surveillance System

iVMS4200 Client Software can be applied to medium and small scale surveillance scenario via local area network or wide area network.

**Topological diagram of surveillance system connecting to LAN:**



Topological diagram of surveillance system connecting to WAN:



## System Requirements






Modules	System requirement	
Client	Operating system	Microsoft windows xp/2003/2008/win7
	Database	SQLite
	CPU	Intel Pentium IV 3.0 or above
	Memory	2G or above
	VGA resolution	1024*768 or above
	Network	100M or above
Storage Server	Operating system	Microsoft windows xp/2003/2008/win7
	Database	SQLite
	CPU	Intel Pentium IV 2.4 or above
	Memory	2G or above
	Network	1000M or above
	HDD space	500GB or above
Encoding Server	Operating system	Windows2000/XP/2003/2008/win7
	Database	SQLite
	CPU	Intel Pentium IV 3.0 or above
	Memory	2G or above
	Network	100M or above
Decoding Server	Operating system	Windows2000/XP/2003/2008/win7
	Database	SQLite
	CPU	Intel Pentium IV 3.0 or above
	Memory	2G or above
	Network	100M or above
Stream Media Server	Operating system	Windows2003/2008/XP/win7
	CPU	Intel Pentium IV 3.0 or above
	Memory	2G or above
	Network	1000M or above
	HDD space	80G or above







## Connection Capacity and Operating Performance of Each Module


Modules	Function	Maximum value
Client	Connectable devices	256
	Camera groups	256
	Connectable channels	1024
	Connectable NVR servers	8
	Users	50
	stream media servers	8
	Live view channels	64
	Multi-screens for main view	4
	Playback channels	16
	Synchronized Playback channels	4
	Connectable decoders (Including PC decoders)	64
	E-maps	256
	Storage Server	Recording performance
VoD performance		64*2Mbps
Users		32
Decoding Server	Encoding channels	64
	Network accessing capacity	128
	Users	32
Decoding Server	Decoding channels	24(2Mbps)
	Matrix output channels	24
	Users	16
	Network access capacity	128
Stream Media Server	Stream (Including incoming and outputting stream)	200



## Client Software Function Description

Functions	Description
<p>Live View</p> 	<p>Multi-screens for main view and screen can be separated by dragging the tab.</p> <p>Picture capture and real-time recording in live view mode;</p> <p>Digital Zoom;</p> <p>Channels can be managed by group;</p> <p>Cycling live view;</p> <p>Easy configuration of brightness, contrast, saturation and hue parameters;</p> <p>Record file and captured pictures are easily managed.</p> <p>Instant playback function enables the quick switch of the live view and playback;</p> <p>Two-way audio;</p> <p>Display status of supervisory place;</p>
<p>PTZ Control</p> 	<p>Full-functional remote PTZ and lens control;</p> <p>3D position;</p> <p>Preset setting and calling;</p> <p>Flexible patrol and pattern settings;</p>
<p>Record</p> 	<p>Graphically recording schedule configuration;</p> <p>Variety of recording types(event and normal);</p> <p>Remote control the recording on the device side;</p> <p>Configurable recording schedule template;</p> <p>Distributed PC NVR deployment and management;</p> <p>Pre-allocate hard disk for recording;</p>
<p>Video Playback</p> 	<p>Record files searching by channel, time and event;</p> <p>Fast forward play and single frame play;</p> <p>Resume function for disconnected video channels;</p> <p>Filter the search result by record types;</p> <p>Locate with processing bar exactly;</p> <p>Multi-screen playback simultaneously;</p> <p>Capture pictures when playback;</p> <p>Download data when playback;</p> <p>Clip record file when playback;</p> <p>Volume control during playback;</p> <p>Smart searching for the event record when playback.</p>
<p>User management</p> 	<p>Client user of management;</p> <p>Channel-detailed permission control;</p> <p>Three user management levels ;</p>

Functions	Description
Device management 	Supports DVR/DVS/IPC/IP Dome/Decoder/NVR connection; Adding and deleting device and remote device parameters configuration; Search the active on-line devices; Device adding by domain name;
Log management 	Client log query; Remote device log query and backup; Backup client logs; Check log files;
Alarm 	Provide multiple alarm types, including HDD full alarm, HDD error alarm, video loss alarm, video tampering alarm, motion detection alarm, I/O alarm, server status abnormal alarm, etc.; Provide multiple alarm linkage actions, including linkage like decoding on TV wall, email linkage, etc.; Automatically arming for all devices; Filter according to alarm type;
Video Wall 	Multiple output mode; Adding decoding streams by dragging mouse;
E-Map 	Eagle view operation; Parent map and child map function to link the maps; Locate camera position by dragging channel icon. Alarm information and event image display on the map.
Others 	Multi-screen display; Manual lock screen; Display system status(CPU, time) Configuration files import/export; Display information of channel;



## 8-Port Gigabit GREENnet PoE+ Switch

### TPE-TG81g (Version: v1.xR)

- 8 x Gigabit PoE+ ports (up to 30 watts per PoE+ port)
- Internal power supply
- Up to 30 W per port with 105 W total power budget
- Reduces equipment cost by delivering data and power over existing network cables
- 16 Gbps switching capacity
- Sturdy rack mountable metal case
- Up to 75% GREENnet power savings

TRENDnet's 8-Port Gigabit GREENnet PoE+ Switch, model TPE-TG81g, reduces equipment and installation costs by delivering data and power over existing Ethernet cables. This unmanaged switch offers eight Gigabit PoE+ ports which supply up to 30 watts of power per port for devices such as high power wireless access points, PTZ (Pan / Tilt / Zoom) Network Cameras, and VoIP telephony systems.

This rack mountable switch features an internal power supply. Auto sensing technology delivers 30 watts to 802.3af PoE+ devices (up to 3 devices), 15 watts to 802.3af PoE devices, and only data to non-PoE

... (up to 3 devices), 15 watts to 30 watts for PoE devices, and only data to non-PoE devices. GREENnet technology reduces energy consumption by up to 75% when the switch is not in use. Boost office efficiency and reduce network congestion with a total switching capacity of 16 Gbps. LED indicators display device status for efficient troubleshooting. This switch comes in a sturdy metal case and quickly adds PoE+, PoE, and non-PoE devices to your network.

## Features

- IEEE 802.3at and IEEE 802.3af Power over Ethernet (PoE) compliant
- Supports PoE Class 2 (7 watts), 3 (15.4 watts), and 4 (30 watts)
- 8 x Gigabit Auto-MDIX PoE / PoE+ ports
- Internal power supply
- Up to 75% GREENnet energy savings
- Provides up to 30 watts for PoE+ (3 ports max.)
- Provides up to 15.4 watts for PoE
- Automatically detects the PoE class level of a Powered Device
- 16 Gbps switching fabric
- Forwarding rate: 1000 Mbps / 1,488,000pps; 100 Mbps / 148,800 pps; 10 Mbps / 14,880 pps
- Status LEDs: System Power, PoE, 1000 Mbps, and Link / Activity
- 2K Mac address entries
- 96 Kbyte memory buffer
- Full wire-speed non-blocking reception and transmission
- Store-and-forward switching method
- Back pressure Flow Control for Half-Duplex mode
- IEEE 802.3x Flow Control for Full-Duplex mode
- Power saving technology powers down unused ports and when a connected device is in standby mode
- Jumbo Frame support up to 9 Kbytes
- Plug and Play
- Sturdy rack mountable metal case
- 3-year limited warranty

## Specifications

### Hardware

#### Standard

- IEEE 802.3 10Base-T
- IEEE 802.3u 100Base-TX
- IEEE 802.3ab 1000Base-T
- IEEE 802.3at Power over Ethernet (PoE+)
- IEEE 802.3af Power over Ethernet (PoE)
- IEEE 802.3x Flow Control
- IEEE 802.3az Energy Efficient Ethernet

**Ports**

- 8 x Gigabit Auto-MDIX PoE / PoE+ RJ-45 ports

**Data Transfer Rate**

- Ethernet: 10/20 Mbps (Half / Full Duplex)
- Fast Ethernet: 100/200 Mbps (Half / Full Duplex)
- Gigabit: 2000 Mbps (Full Duplex)

**Forwarding Rate**

- Gigabit / 1,488,000 pps, 100 Mbps / 148,800 pps, 10 Mbps / 14,880 pps

**Data RAM Buffer**

- 96 Kbytes

**Address Table**

- 2 K MAC entries

**Switch Fabric**

- 16 Gbps

**Power**

- 90-260 V, 50/60 Hz, 1 A

**Diagnostic LEDs**

- Power, PoE, Link / Activity

**Power Consumption**

- Min: 8 Watts (standby)
- Max: 122 Watts

- PoE Max: 105 Watts (7 x 15 watts PoE devices connected or 3 x 30 Watts PoE+ devices connected)

### Temperature

- Operating: 0° ~ 45°C (32° ~ 113°F)
- Storage: -20° ~ 90°C (-4° ~ 194°F)

### Humidity

- Max 90% (non-condensing)

### Dimensions

- 266 x 160 x 44 mm (10.5 x 6.3 x 1.7 in.)

### Weight

- 1.36 kg (3 lbs.)

### Certifications

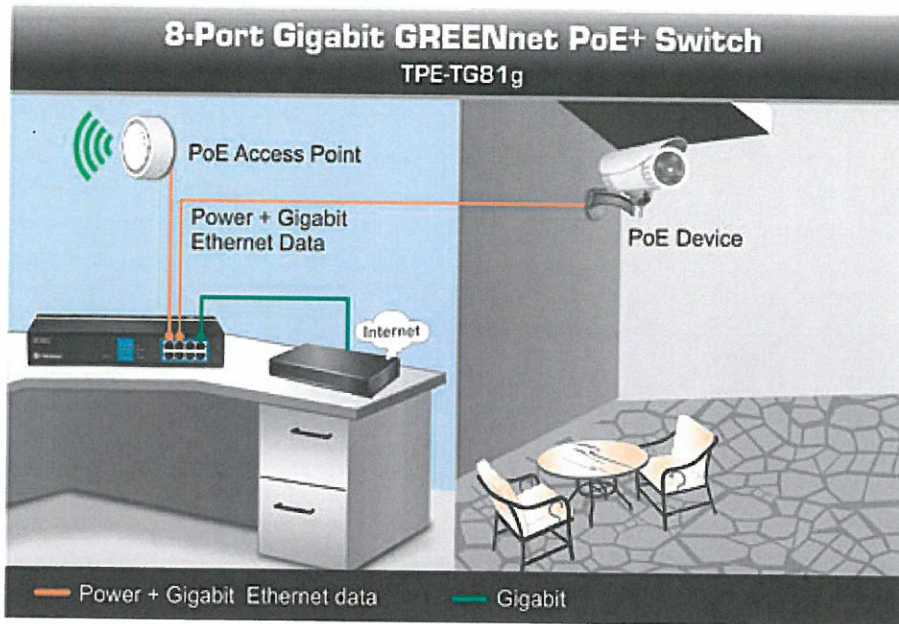
- CE, FCC

## PoE

### Power over Ethernet

- Up to 15.4 watts for PoE
- Up to 30 watts for PoE+
- PoE: pin 3,6 for power+ and pin 1,2 for power- (mode A)

## Networking Solution



## Package Contents

- TPE-TG81g
- Quick Installation Guide
- Power Cord
- Rack mount brackets

## Ordering Information

20675 Manhattan Place Tel: 1-310-961-5500  
Torrance, CA 90501 Fax: 1-310-961-5511  
USA Web: [www.trendnet.com](http://www.trendnet.com)  
Email: [sales@trendnet.com](mailto:sales@trendnet.com)

**To Order Please Call**

**1-888-326-6061**

Information provided in this document pertain to TRENDnet products and is subject to change at any time, without notice. Copyright © 2015 TRENDnet. All rights reserved.



## 16-Port Gigabit Web Smart PoE+ Switch

**TPE-1620WS (Version: v1.1R)**

- 16 x PoE+ Gigabit ports
- 2 shared SFP slots
- Up to 30 W per port with a 185 W total power budget
- 32 Gbps switching capacity
- Rack mountable

TRENDnet's 16-Port Gigabit Web Smart PoE+ Switch, model TPE-1620WS, delivers a 32 Gbps switching capacity with 16 PoE+ Gigabit ports and two shared SFP slots. This IPv6 ready switch offers advanced traffic management, troubleshooting, security, energy saving GREENnet, and monitoring features at a reduced cost.

### Features

#### Ease of Use





### Hardware Design

Rack mountable housing features 16 Gigabit PoE+ ports (automatically supplies PoE+ (30 Watts) and PoE (15 Watts)) and two shared SFP slots



### IPv6 Ready

This switch supports IPv6 configuration and neighbor IPv6 network support



### Traffic Management

A broad range of network configurations are support by: 802.3ad link aggregation, Asymmetric VLAN, 802.1Q VLAN, Voice VLAN, GVRP, 802.1p Class of Service (CoS), and QoS queue scheduling



### Troubleshooting

Real time traffic comparison charts, error group charts, and a convenient cable diagnostic test aides in rapid troubleshooting



### Security

Features such as ACL, SSL, MAC/port filtering, 802.1X, TACACS+, and RADIUS are compatible with layered security controls



### Monitoring

RMON, SNMP, SNMP Trap, and Port Mirroring support administrator monitoring solutions



### Energy Savings

Up to 70% energy saving GREENnet technology

## Specifications

### Standards

- IEEE 802.1d
- IEEE 802.1p
- IEEE 802.1Q
- IEEE 802.1s
- IEEE 802.1w
- IEEE 802.1X
- IEEE 802.1ab

- IEEE 802.3
- IEEE 802.3u
- IEEE 802.3x
- IEEE 802.3z
- IEEE 802.3ab
- IEEE 802.3ad
- IEEE 802.3af
- IEEE 802.3at
- IEEE 802.3az

### **Device Interface**

- 16 x Gigabit PoE+ ports
- 2 x Shared SFP slots
- LED indicators

### **Data Transfer Rate**

- Ethernet: 10 Mbps (half duplex), 20 Mbps (full duplex)
- Fast Ethernet: 100 Mbps (half duplex), 200 Mbps (full duplex)
- Gigabit Ethernet: 2000 Mbps (full duplex)

### **Performance**

- Switch fabric: 32 Gbps
- Ram buffer: 8 Mbits
- MAC Address Table: 16K entries
- Jumbo Frames: 10 Kbytes
- HOL Blocking Prevention
- Forwarding rates: 23.8 Mpps

### **Management**

- HTTP/HTTPS (SSL v2/3 TLS) Web based GUI
- SNMP v1, v2c, v3
- RMON v1
- Static Unicast MAC Address

- Enable/disable 802.3az Power Saving
- LLDP
- Virtual Cable Test
- IPv6: IPv6 Neighbor Discovery, IPv6 Static IP, DHCPv6, Auto configuration

## **MIB**

- MIB II RFC 1213
- Bridge MIB RFC 1493
- Bridge MIB Extension RFC 2674
- SNMPv2 MIB RFC 1907
- Ethernet Interface MIB RFC 1643
- Ethernet –like MIB RFC 2863
- Interface Group MIB RFC2233
- MIB Traps Convention RFC 1215
- RMON MIB RFC 1757, RFC 2819
- 802.1p MIB RFC 2674
- RADIUS Client Authentication MIB RFC 2618
- LLDP-MIB IEEE 802.1ab
- Ping MIB RFC 2925, RFC 4560

## **Spanning Tree**

- IEEE 802.1D STP (Spanning Tree protocol)
- IEEE 802.1w RSTP (Rapid Spanning Tree protocol)
- IEEE 802.1s MSTP (Multiple Spanning Tree protocol)

## **Link Aggregation**

- Static Link Aggregation
- 802.3ad Dynamic LACP

## **Quality of Service (QoS)**

- 802.1p Class of Service (CoS)
- DSCP (Differentiated Services Code Point)
- Bandwidth Control per port

- Queue Scheduling: Strict Priority, Weighted Round Robin (WRR)

## **VLAN**

- Multiple management VLAN assignment
- Asymmetric VLAN
- 802.1Q Tagged VLAN
- Dynamic GVRP
- Up to 256 VLAN groups, ID Range 1-4094
- Private VLAN (Protected Ports)
- Voice VLAN (10 user defined OUIs)

## **Multicast**

- IGMP Snooping v1, v2, v3 (per VLAN)
- Static Multicast Address
- Up to 256 multicast entries

## **Port Mirror**

- RX, TX, or Both
- One to one
- Many to one

## **Security**

- 802.1X Port-Based Network Access Control , RADIUS, TACACS+
- Local Dial In User Authentication
- DHCP Snooping (per VLAN)
- Loopback Detection
- Duplicated Address Detection
- Denial of Service (DoS)

## **ACL IPv4 L2-L4 & IPv6**

- MAC Address
- VLAN ID
- Ether Type (IPv4 only)
- IP Protocol 0-255

- TCP/UDP Port 1-65535
- 802.1p
- DSCP (IPv4 only)
- IPv6 Address (IPv6 only)

### **Compatibility**

- Optional Software Utility: Windows® 8.1 (32/64-bit), 8 (32/64-bit), 7 (32/64-bit), Vista (32/64-bit), XP (32/64-bit), Windows® 2003/2008 Server (32/64-bit)

### **Special Features**

- PoE+
- IPv6
- 802.3az power saving
- Rack mountable

### **Power**

- Input: 100 - 240 V AC, 50/60 Hz, internal power supply
- Consumption: 198 Watts (Max)
- PoE budget: 185 Watts

### **Operating Temperature**

- 0 – 45 °C (32 - 113 °F)

### **Operating Humidity**

- Max 90% non-condensing

### **Dimensions**

- 440 x 251 x 44.45 mm (17.3 x 9.9 x 1.75 in.)
- Rack mountable 1U height

### **Weight**

- 3.6 kg (7.9 lbs.)

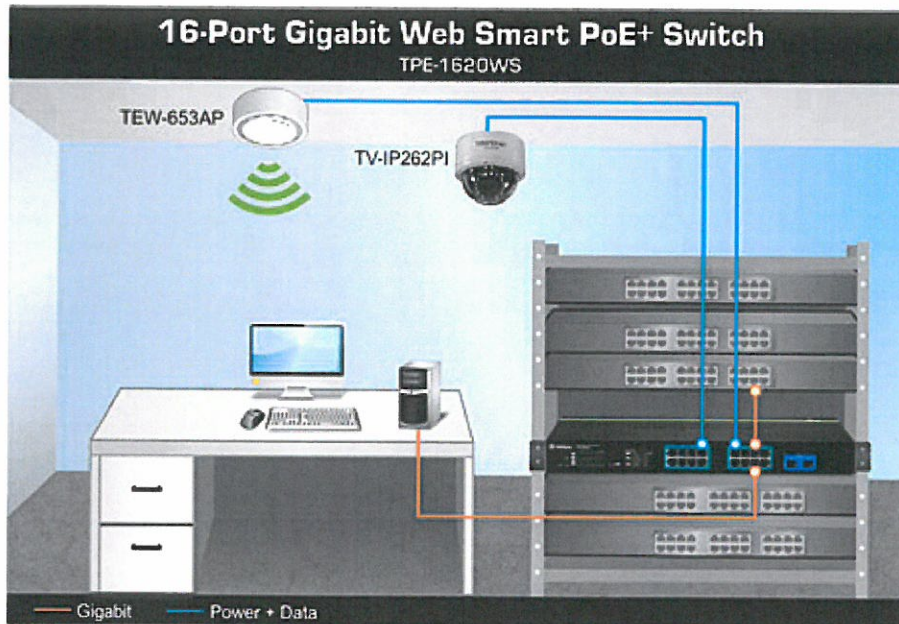
### **Certifications**

- CE
- FCC

## Warranty

- 3-year limited

## Networking Solution



## Package Contents

- TPE-1620WS
- Quick Installation Guide
- CD-ROM (Utility & User's Guide)
- Power cord (1.8 m/6 ft.)
- Rack mount kit

## Ordering Information

20675 Manhattan Place Tel: 1-310-961-5500  
Torrance, CA 90501 Fax: 1-310-961-5511  
USA Web: [www.trendnet.com](http://www.trendnet.com)  
Email: [sales@trendnet.com](mailto:sales@trendnet.com)

**To Order Please Call**

**1-888-326-6061**

Information provided in this document pertain to TRENDnet products and is subject to change at any time, without notice. Copyright © 2015 TRENDnet. All rights reserved.

# FLUIDMESH PONTE



## INTUITIVE POINT-TO-POINT SOLUTION FOR MISSION CRITICAL WIRELESS BACKHAULING

### FLUIDMESH PONTE

Fluidmesh's entry-level wireless bridge solution for backhauling mission critical video, voice, and data. The product has been designed to provide a simple out of the box industrial grade solution to create a reliable point-to-point wireless link with minimum installation time and maximum reliability. Using the same quality and reliability of all other Fluidmesh Products, PONTE sets a new standard of reliability and ease of use in the Point-to-Point wireless market.



#### PRODIGY 2.0 RELIABLE WIRELESS TRANSMISSION FOR MISSION CRITICAL APPLICATIONS

Our MPLS-based transmission protocol is built to overcome the limits of standard 802.11 based wireless protocols and to deliver an infrastructure with a higher level of reliability. At the base of our innovative transmission protocol there is a traffic optimization algorithm that allows every Fluidmesh Radio to assign a specific level of propriety and reliability to every packet transmitted. The result is a better, more reliable, multi service wireless infrastructure.



#### UP TO 50 MBPS OF USABLE THROUGHPUT EVEN IN HIGH INTERFERENCE AREAS

Thanks to a 2x2 MIMO radio chip, PONTE is capable of delivering up to 50 Mbps of usable throughput even in high interference areas with up to 2 miles in LOS. This simply makes it the most reliable point-to-point solution in the market.



#### WEB INTERFACE CONFIGURES, MONITORS AND TROUBLESHOOTS THE WIRELESS LINK

PONTE includes FMQuadro Web Interface, which allows you to configure, monitor, and troubleshoot the wireless link in real time without any additional software. To simplify the configuration of the wireless network, the radio has a built-in spectrum analyzer and a real-time bandwidth-monitoring tool



#### EASY INSTALLATION

IP66 Rated, PONTE is designed for low visual impact and easy installation in harsh environments. To facilitate installation, PONTE has a two-cord watertight cable gland with a standard NPT-1 thread. This allows you to run pre-made CAT5/6 shielded cables or conduit directly to the radio. The highly visible LEDs tell you LAN activity and signal strength and the low-power POE injector guarantees an easy setup.




#### INDUSTRIAL GRADE and LOW POWER CONSUMPTION

With an operating temperature range of -40C to +80C and wind survivability of 120 Mph, PONTE is designed to operate in the toughest outdoor conditions. In addition, a super low power consumption of 8W makes it extremely friendly to low voltage power sources such as solar panels, wind turbines, and portable batteries.



#### FLUIDMESH CUSTOMER SUPPORT AND 2-YEAR WARRANTY

Like all other Fluidmesh Products, PONTE comes with live customer support and a world-class 2-year warranty. This means there is a human being you can call in case things don't work as planned or if you simply have a question you need an answer for. Making sure our customers receive top tier support from qualified engineers is one of our top priorities.



## SUPPORTED ARCHITECTURES



POINT TO POINT

## QUICK PEEK

### POWERFUL WIRELESS BACKHAULING

#### PRODIGY 2.0

MPLS transmission protocol with intelligent QoS

#### FMQUADRO

Web-based interface to easily configure, monitor, and troubleshoot the network

#### MULTI FREQUENCY

4.9 GHz and 5.1-5.8 GHz

#### DUAL ETHERNET PORTS

Support PoE and multiple IP devices

#### LOW LATENCY AND HIGHER RELIABILITY

Compared to 802.11 Wi-fi radios



FM PONTE

# FLUIDMESH PONTE

## POWERFUL WIRELESS BACKHAULING FOR POINT TO POINT NETWORKING

### RADIO

Range	Up to 3 miles
Frequency Bands	4.9-5.9GHz
Throughput*	Up to 50 Mbps
Modulation	Up to 300Mbps
Transmission Power	Up to 27 dBm, depending on configuration and regulations
Receiving Sensitivity	-96dB@6.5 Mbps; -75dB@300Mbps;
Antenna Type	Built in 2x2 MIMO Panel
Antenna Gain	16.1 - 17.1 DBi
Polarization	Dual Linear
Cross-pol Isolation	22dB minimum
Max VSWR	2.0:1
Horizontal Beamwidth Coverage	33 deg
Vertical Beamwidth Coverage	17 deg

### COMMUNICATION PROTOCOLS

Prodigy 2.0	Fluidmesh Intelligent Transmission Protocol
-------------	---

### ENVIRONMENTAL

Power Consumption	Max 8W
Operating Temperature	-40C to 80C -40F to 176F
Humidity	95% non condensing
Weather Rating	IP66
Wind Survivability	120 Mph 193 Km/h
Shock & Vibration	ETSI 300 - 019 - 1.4
Wind Loading @ 125Mph/200kmh	<25lb/11kg

### SUPPLIED ACCESSORIES

POE injector 24VDC with US/EU/UK cord	Yes
Staging Kit	Yes

### OPTIONAL SOFTWARE PLUGINS

AES - 128 bit Link Level Encryption Plugin	Yes
AES - 256 bit Link Level Encryption Plugin	Yes

### ELECTRICAL

Power Input	2x Passive PoE from 12V DC to 24V DC
Power Consumption	Max 8W
Power over Ethernet Injector	2x Included, 90 to 260V, 50/60 Hz AC Input

### PHYSICAL

Interfaces	2 Internal RJ45 Ports. Shielded CAT5/6 cables and connectors are recommended.
Coupling	NPT-1 threaded cable gland
Dimensions (in)	2 x 13(h)x6.1(w)x3.1(d)
Dimensions (mm)	2 x 330.5(h)x156.6(w)x79.9(d)
Weight	2 x 18.34oz / 0.519Kg

### NETWORK

Protocols	UDP, TCP, IP, RTP, RTCP, RTSP, HTTP, HTTPS, ICMP, ARP
Web Based INTERFACE	Yes
Multicast Support	Yes
UPnP	Yes
SNMP	Yes
802.1Q VLAN	Yes

### SECURITY

VPN	Yes
AES - 128 bit Link Level Encryption	Yes
AES - 256 bit Link Level Encryption	Yes
Full compatibility with AES, 3DES, RSA, HTTPS, SSL	Yes

### APPROVALS

FCC CFR 47 Part 15, class B	Yes
Industry Canada RSS 210	Yes
CE	Yes

### WARRANTY

2 years	Limited on parts and labor
---------	----------------------------

### SUPPORTED ARCHITECTURES



\* In optimal environmental conditions

Fluidmesh Networks products are installed locally by professional System Integrators and are available worldwide through a network of Authorized Dealers. For additional information please call +1617.209.6080 or visit us at [fluidmesh.com](http://fluidmesh.com)



HEADQUARTERS.  
1327 BARCLAY BOULEVARD  
BUFFALO GROVE  
IL 60089 U.S.A

TELEPHONE  
+1 617 209 6080  
FAX  
+1 866 458 1522

EMAIL  
INFO@FLUIDMESH.COM  
WEB  
FLUIDMESH.COM


Fluidmesh Networks, Inc. is a registered trademark of Fluidmesh Networks, Inc. All other trademarks are the property of their respective owners. Fluidmesh Networks, Inc. is not responsible for any errors or omissions in this document. The information in this document is subject to change without notice. © 2014 Fluidmesh Networks, Inc. All rights reserved. Fluidmesh Networks, Inc. is not responsible for any errors or omissions in this document. The information in this document is subject to change without notice. © 2014 Fluidmesh Networks, Inc. All rights reserved.





Dell recommends Windows.

## Print Summary



### OptiPlex 7020 Mini Tower

#### My Selections [All Options](#)

- OptiPlex 7020 Mini Tower

Catalog Number / Description	Product Code	Qty	SKU	Id
<b>Date</b>	4/7/2015 9:15:48 AM Central Standard Time			
<b>Catalog Number</b>	4 Retail 04			
<b>Processor:</b> Intel® Core™ i7-4790 Processor (Quad Core, 8MB, 3.60GHz w/HD 4600 Graphics)	I74790	1	[338-BEUD]	146
<b>Operating System(s):</b> Windows 7 Professional English/French 64bit (Includes Windows 8.1 Pro license)	DWI7P6M	1	[536-BBBJ]	11
<b>Microsoft Application Software:</b> No Office License Included	13TMUI	1	[630-AABP]	1002
<b>Memory:</b> 8GB (2x4G) 1600MHz DDR3 Memory	8G2D	1	[370-AADC]	3
<b>Hard Drive:</b> 500GB 3.5inch SATA (7,200 RPM) Hard Drive	500SG7	1	[400-AAAO]	8
<b>Additional Hard Drive:</b> No Additional Hard Drive	NOHDDA	1	[400-AATB]	637
<b>Dell Data Protection   Encryption Security SW:</b> No DDPE Encryption Software	NODDPE	1	[954-3465]	156
<b>Protect your new PC:</b> No Anti-Virus Software	NOAV	1	[650-AAAL]	1014
<b>Raid configuration over 2 TB:</b> NO RAID	NORAI	1	[817-BBBN]	387
<b>CD ROM/DVD ROM</b> 16X DVD+/-RW Drive	16RWHH	1	[429-AAOV]	16
<b>Optical Software:</b> PowerDVD Software not included	NOPDVD	1	[632-BBBJ]	597
<b>Operating System Recovery Options:</b> Windows 8.1 English OS Recovery - DVD	M81D6E	1	[620-AASU]	200013

<b>Keyboard:</b> US English (QWERTY) Dell KB212-B QuietKey 8KUS USB Keyboard Black		1	[580-AAQX]	4
<b>Mouse:</b> Dell MS111 USB Optical Mouse	USBMSE	1	[570-AACR]	12
<b>Wireless:</b> No Wireless	NOWRLS	1	[555-BBFO]	19
<b>Dell Backup &amp; Recovery:</b> Dell Backup and Recovery Basic	DBRBSIC	1	[637-AAAS]	200076
<b>Systems Management:</b> Intel® Standard Manageability	72MEST	1	[631-AAJJ]	49
<b>External Speakers:</b> No External Speaker	NOESPK	1	[817-BBBC]	200095
<b>Low Power Mode:</b> No Bios Required	NOBIOS	1	[696-BBBC]	38
<b>E-Star:</b> No Estar	NOESMRT	1	[387-BBCG]	122
<b>video card:</b> AMD Radeon™ R5 240, 1GB, Full Height (DP and DVI-I)	FOUG11	1	[490-BBXS]	6
<b>Serial Port/PS2 Adapter:</b> No Add On Cards	NOADDIN	1	[382-BBBZ]	698
<b>Chassis Options:</b> OptiPlex 7020 Mini Tower for Standard Power Supply	MTSTD	1	[329-BCHJ]	116
<b>Power Cord:</b> System Power Cord (English)	US125V	1	[450-AAOJ]	20
<b>Packaging:</b> Shipping Material for System, Minitower	SHPDAO	1	[340-ABVE]	465
<b>DVI to VGA Adapter:</b> Video Cable, DisplayPort-to-HDMI	DISHDMI	1	[492-BBFQ]	592
<b>Transportation from ODM to region:</b> BTS/BTP Shipment	BTS	1	[800-BBIP]	200080
<b>OptiPlex 7020 MT:</b> OptiPlex 7020 Mini Tower	7020TX	1	[210-ACRY]	1
<b>UPC Label:</b> Print on Demand Label	POD	1	[389-BDQH]	292
<b>Chassis intrusion switch:</b> Chassis Intrusion Switch	NTRSN	1	[461-AAAZ]	289
<b>FGA Module:</b> A7M_1W_023/US/BTS	FG0019	1	[998-BLSU]	572
<b>Thermal Cooling:</b> Heatsink, Performance, Minitower	THMT9	1	[412-AAAV]	412
<b>Speakers:</b> Internal Speaker	SPKR	1	[520-AABT]	18
<b>TPM Security:</b> TPM	TPM	1	[329-BBJL]	297
<b>Diagnostic CD / Diskette:</b> No Diagnostic/Recovery CD media	NORDVD	1	[340-ABJI]	50
<b>Processor Branding:</b> Intel® Core™ I7 Label	ICI7SML	1	[389-BBWR]	749
<b>Label:</b> Regulatory Label	REGMEX	1	[389-BEVD]	676
<b>Placemat:</b> No Quick Reference Guide	NOTSH	1	[340-ABKW]	60

<b>Driver:</b> No Wireless	NOWRLS	1	[555-BBFO]	7
<b>Canada Ship Options:</b> US No Canada Ship Charge	USNONE	1	[332-1286]	111
<b>Non-Microsoft Application Software:</b> Windows 7 Downgrade	DWIN7	1	[422-0008][640-BBDF][640-BBEV][640-BBLW][658-BBMQ][658-BBMR][658-BBNH][658-BBVM]	1003
<b>Hard Drive Software:</b> NO INTEL RESPONSIVE	NOINTR	1	[551-BBBJ]	707
<b>CompuTrace Offerings + Stoptrack Label:</b> No Computrace	NCTRACE	1	[461-AABF]	697
<b>Hardware Support Services:</b> 3 Year Hardware Service with Onsite/In-Home Service After Remote Diagnosis	NBD3	1	[997-8533][997-8535]	29
<b>Documentation/Disks:</b> Safety/Environment and Regulatory Guide (English/French Multi-language)	EFD0C	1	[340-AGIK]	21



- [© 2015 Dell](#)
- [Regulatory Compliance](#)
- [Terms of Sale](#)
- [Unresolved Issues](#)
- [Privacy](#)
- [Ads & Emails](#)
- [Dell Recycling](#)
- [Contact](#)
- [Site Map](#)
- [Visit ID](#)
- [Feedback](#)

Products

Offers subject to change. Taxes, shipping, handling and other fees apply. U.S. Dell Small Business new purchases only. LIMIT 5 DISCOUNTED OR PROMOTIONAL ITEMS PER CUSTOMER. LIMIT 5 VOSTRO OR INSPIRON UNITS PER CUSTOMER. Dell reserves right to cancel orders arising from pricing or other errors.

\*Dell Business Credit: OFFER VARIES BY CREDITWORTHINESS AS DETERMINED BY LENDER. Offered by WebBank to Small and Medium Business customers with approved credit. Taxes, shipping and other charges are extra and vary. Minimum monthly payments are the greater of \$15 or 2.5% of account balance.

snFG01

