

Guidance Care Center Inc

CONTENTS




EIN: 59-1458324
Report Generated on: 04/16/2019


Executive Summary	2
Programs & Results	4
Financial Review	5
Operations & Leadership	7

APPENDIX

Key Documents	16
Charity Check Report	17

Guidance Care Center Inc

 LAS VEGAS, NV
 www.guidancecarecenter.org
 702-385-2090

 [View GuideStar Profile](#)

MISSION

TO PROVIDE TREATMENT, COUNSELING AND PREVENTION FOR MENTAL HEALTH, DRUG AND ALCOHOL RELATED PROBLEMS.

EIN

59-1458324

BRIDGE NUMBER

4187121174

RULING YEAR

1975

IRS SUBSECTION

501(c)(3) Public Charity

MAIN ADDRESS

PO BOX 94738
LAS VEGAS, NV
89193

AFFILIATION TYPE

Independent Organization

CONTACT

Not Available

CAUSE AREAS

Other Mental Health, Crisis Intervention N.E.C. (F99)

NAICS CODE

621498 All Other Outpatient Care Centers

SIC CODE

8093 SPECIALTY OUTPATIENT CLINICS, NEC

PROGRAMS

1. ALCOHOL, DRUG ABUSE AND MENTAL HEALTH IN PATIENT HOSPITAL AND OUTPATIENT CLINIC - MANDATED BY THE STATE OF FLORIDA DEPARTMENT OF CHILDREN AND FAMILIES.

COMPLIANCE

- ✓ IRS Pub 78 Verified as of April 2019
- ✓ IRS BMF 509(a) (1) as of April 08, 2019
- ✓ A-133 Audit Required/Performed?
- ✓ Conflict of Interest Policy
- ✗ Written whistleblower policy

Section 509(a)(1) organization as referred to in Section 170(b)(1)(A)(vi)

TRANSPARENCY MEASURES

- ✗ Board Practices Reported?
- ✗ Diversity Data Reported?
- 10** Number of Independent Board Members

Programs & Results

PROGRAMS

Data Source: IRS Form 990, Fiscal Year Ending 2017

First Program

Revenue: \$9,111,344

Expenses: \$7,676,500

ALCOHOL, DRUG ABUSE AND MENTAL HEALTH IN PATIENT HOSPITAL
AND OUTPATIENT CLINIC - MANDATED BY THE STATE OF FLORIDA
DEPARTMENT OF CHILDREN AND FAMILIES.

Financials

FISCAL YEAR START: 07/01

FISCAL YEAR END: 06/30

✓ Financials audited by an independent accountant

FINANCIALS QUICK VIEW

Total revenue, gains, and other support per audited financial statements **\$9,111,343**

Total expenses and losses per audited financial statements **\$10,026,098**

Surpluses in last 5 years **4**

Negative Net Assets in past 5 years **0**

Financial Trends Analysis

Business Model Indicators

Created in Partnership with



Profitability	2012	2013	2014	2015	2017
Unrestricted surplus (deficit) before depreciation	\$89,854	\$307,965	\$281,574	\$149,300	-\$685,876
As a % of expenses	1.2%	4.2%	3.7%	1.8%	-7.0%
Unrestricted surplus (deficit) after depreciation	-\$115,227	\$153,264	\$125,314	-\$52,482	-\$914,755
As a % of expenses	-1.5%	2.0%	1.6%	-0.6%	-9.1%
Revenue Composition					
Total revenue (unrestricted & restricted)	\$7,601,798	\$7,695,258	\$7,904,515	\$8,248,821	\$9,111,343
Total revenue, % change over prior year	0.0%	1.2%	2.7%	4.4%	0.0%
Program services revenue	10.5%	12.9%	13.3%	13.6%	10.1%
Membership dues	0.0%	0.0%	0.0%	0.0%	0.0%
Investment income	0.0%	0.0%	0.0%	0.0%	0.0%
Government grants	89.1%	86.7%	86.5%	85.4%	89.5%
All other grants and contributions	0.0%	0.0%	0.0%	0.5%	0.3%
Other revenue	0.3%	0.4%	0.3%	0.5%	0.2%
Expense Composition					
Total expenses before depreciation	\$7,511,946	\$7,387,293	\$7,622,941	\$8,099,521	\$9,797,219
Total expenses, % change over prior year	4.4%	-1.7%	3.2%	6.3%	0.0%
Personnel	65.8%	65.0%	66.1%	64.0%	66.3%
Professional Fees	0.0%	0.0%	2.0%	5.6%	6.1%
Occupancy	1.9%	0.0%	2.3%	2.3%	2.0%
Interest	1.7%	1.7%	1.0%	0.8%	0.5%
Pass-Through	0.0%	0.0%	0.0%	0.0%	0.0%
All other expenses	28.2%	33.3%	28.6%	27.2%	25.2%

Financial Trends Analysis, continued

Moving Toward Full Cost Coverage

Full Cost Components (estimated)	2012	2013	2014	2015	2017
Total Expenses (after depreciation)	\$7,717,027	\$7,541,994	\$7,779,201	\$8,301,303	\$10,026,098
One Month of Savings	\$625,996	\$615,608	\$635,245	\$674,960	\$816,435
Debt Principal Repayment	\$0	\$171,621	\$180,261	\$189,987	\$211,048
Fixed Asset Additions	\$0	\$0	\$269,734	\$539,274	\$0
Total Full Costs (estimated)	\$8,343,023	\$8,329,223	\$8,864,441	\$9,705,524	\$11,053,581

Capital Structure Indicators

Liquidity

Months of cash	0.6	1.1	0.3	0.6	0.7
Months of cash and investments	0.6	1.1	0.3	0.6	0.7
Months of estimated liquid unrestricted net assets	1.8	1.9	1.6	0.7	-0.8

Balance Sheet Composition

Cash	\$385,327	\$656,870	\$186,992	\$418,518	\$545,887
Investments	\$0	\$0	\$0	\$0	\$0
Receivables	\$945,130	\$975,168	\$1,021,324	\$1,119,194	\$1,151,709
Gross land, buildings, and equipment (LBE)	\$6,289,314	\$6,266,332	\$6,531,951	\$6,925,760	\$7,026,371
Accumulated depreciation (% of LBE)	57.5%	58.4%	58.3%	55.8%	60.8%
Liabilities (as % of assets)	49.6%	47.7%	44.7%	48.6%	68.6%
Unrestricted net assets	\$2,182,525	\$2,335,789	\$2,461,103	\$2,408,621	\$1,431,845
Temporarily restricted net assets	\$0	\$0	\$0	\$0	\$0
Permanently restricted net assets	\$0	\$0	\$0	\$0	\$0
Total net assets	\$2,182,525	\$2,335,789	\$2,461,103	\$2,408,621	\$1,431,845

Key Data Checks

Material Data Errors	2012	2013	2014	2015	2017
	No	No	No	No	No

Note: This issue is relevant to a small number of organizations: The nonprofit subject(s) of this report may have affiliates. The Form 990 data may not include information about any or all potential affiliates. If an organization does have affiliates and these affiliates have substantial financial activity, the financial data in this report may not present a comprehensive picture of the nonprofit's financial condition. Please consult the 990s of any potentially related affiliates for additional information.

- [Formulas for key metrics](#)
- ['Key Revenue & Expense Data from Form 990'](#)
- ['Key Balance Sheet Data from Form 990'](#)

OFFICERS, DIRECTORS, TRUSTEES, AND KEY EMPLOYEES

FISCAL YEAR 2017

Name	Title	Compensation	Other	Related
RICHARD STEINBERG	President & CEO	\$0	\$0	\$0
JUDGE PETER SZEGEDY-MASZAK	Director	\$0	\$0	\$0
TOM WALSH II	Director	\$0	\$0	\$0
BILL BAIRD III	Director	\$0	\$0	\$0
DR EUGENE WALKER	Director	\$0	\$0	\$0
DAVID YOUNGQUIST	Director	\$0	\$0	\$0
SENATOR SPENCER COGGS	Director	\$0	\$0	\$0
RICHARD RAMSAY	Chairman	\$0	\$0	\$0
RUSSELL JOHNSON	Director	\$0	\$0	\$0
JESUS RODRIGUEZ	Director	\$0	\$0	\$0
KEN ORTBALS	Treasurer	\$0	\$0	\$0
JIM HANNA	Secretary	\$0	\$0	\$0

OFFICERS, DIRECTORS, TRUSTEES, AND KEY EMPLOYEES

FISCAL YEAR 2015

Name	Title	Compensation	Other	Related
RICHARD STEINBERG	President & CEO	\$0	\$0	\$0
JUDGE PETER SZEGEDY-MASZAK	Director	\$0	\$0	\$0
TOM WALSH II	Director	\$0	\$0	\$0
BILL BAIRD III	Director	\$0	\$0	\$0
DR EUGENE WALKER	Director	\$0	\$0	\$0
DAVID YOUNGQUIST	Director	\$0	\$0	\$0
SENATOR SPENCER COGGS	Director	\$0	\$0	\$0
RICHARD RAMSAY	Chairman	\$0	\$0	\$0
RUSSELL JOHNSON	Director	\$0	\$0	\$0
TINA STILES	Treasurer	\$0	\$0	\$0
JIM HANNA	Secretary	\$0	\$0	\$0

OFFICERS, DIRECTORS, TRUSTEES, AND KEY EMPLOYEES

FISCAL YEAR 2014

Name	Title	Compensation	Other	Related
RICHARD STEINBERG	President	\$0	\$0	\$0
JUDGE PETER SZEGEDY-MAS	Director	\$0	\$0	\$0
TOM WALSH	Vice Chair	\$0	\$0	\$0
BILL BAIRD III	Director	\$0	\$0	\$0
DR EUGENE WALKER	Director	\$0	\$0	\$0
DAVID YOUNGQUIST	Director	\$0	\$0	\$0
SENATOR SPENCER COGGS	Director	\$0	\$0	\$0
RICHARD RAMSAY	Vice Chair	\$0	\$0	\$0
RUSSELL JOHNSON	Director	\$0	\$0	\$0
TINA STILES	CFO	\$0	\$0	\$0
JIM HANNA	Secretary	\$0	\$0	\$0

OFFICERS, DIRECTORS, TRUSTEES, AND KEY EMPLOYEES

FISCAL YEAR 2013

Name	Title	Compensation	Other	Related
RICHARD STEINBERG	President	\$0	\$0	\$0
LYNN C MAPES	Chairman	\$0	\$0	\$0
TOM WALSH	Vice Chair	\$0	\$0	\$0
BILL BAIRD III	Director	\$0	\$0	\$0
DR EUGENE WALKER	Director	\$0	\$0	\$0
DAVID YOUNGQUIST	Director	\$0	\$0	\$0
SENATOR SPENCER COGGS	Director	\$0	\$0	\$0
RICHARD RAMSAY	Vice Chair	\$0	\$0	\$0
TINA STILES	CFO	\$0	\$0	\$0
JIM HANNA	Secretary	\$0	\$0	\$0

OFFICERS, DIRECTORS, TRUSTEES, AND KEY EMPLOYEES

FISCAL YEAR 2012

Name	Title	Compensation	Other	Related
JOSEPH E O'LEAR	MEDICAL DIRE	\$299,550	\$0	\$0
RICHARD STEINBERG	PRESIDENT/DI	\$0	\$0	\$0
LYNN C MAPES	CHAIRMAN	\$0	\$0	\$0
TOM WALSH	VICE CHAIR D	\$0	\$0	\$0
BILL BAIRD III	DIRECTOR	\$0	\$0	\$0
DR EUGENE WALKER	DIRECTOR	\$0	\$0	\$0
DAVID YOUNGQUIST	DIRECTOR	\$0	\$0	\$0
PETER VENTRELLA	SECRETARY/TREASURER	\$0	\$0	\$0

HIGHEST PAID EMPLOYEES

FISCAL YEAR 2015

Name	Title	Compensation	Other	Related
SCOTT BURNS	MEDICAL DIRECTOR	\$153,333	\$9,311	\$0

HIGHEST PAID EMPLOYEES

FISCAL YEAR 2014

Name	Title	Compensation	Other	Related
SCOTT BURNS	MEDICAL DIRECTOR	\$133,650	\$6,370	\$0

HIGHEST PAID EMPLOYEES

FISCAL YEAR 2013

Name	Title	Compensation	Other	Related
JOSEPH O' LEAR	MEDICAL DIRECTOR	\$304,625	\$0	\$0
SCOTT BURNS	MEDICAL DIRECTOR	\$127,545	\$5,102	\$0

HIGHEST PAID EMPLOYEES

FISCAL YEAR 2012

Name	Title	Compensation	Other	Related
DIANA GLACCUM-GAVAGNI	PSYCHIATRIST	\$190,939	\$0	\$0
IRVIN D MILOWE	PSYCHIATRIST	\$126,094	\$0	\$0
SCOTT M BURNS	PHYSICIAN	\$115,950	\$3,790	\$0

Contractors

FISCAL YEAR 2017

Name	Address	Type of Service	Compensation
LOCUMENTENENS LLC	PO BOX 405547, ATLANTA 30384	Treatment	\$371,587
CONTE PSYCHIATRIC LLC	3741 BETTERSEA ROAD, MIAMI 33133	Treatment	\$152,837
Carlos Sandoval	1000 NW N River Drive 110, Miami 33136	treatment	\$118,800
ELANJESS INC	800 14TH STREET, KEY WEST 33040	Treatment	\$110,614

Contractors

FISCAL YEAR 2015

Name	Address	Type of Service	Compensation
Carlos Sandoval	1000 NW N River Drive 110, Miami 33136	treatment	\$145,950
Goal Psychiatric Associates LLC	1040 Weston Road Ste 210, Weston 33326	treatment	\$112,200

Contractors

FISCAL YEAR 2014

Name	Address	Type of Service	Compensation
Joseph E O'Lear, MD	1631 Laird St., Key West 33040	treatment	\$239,525
Carlos Sandoval	1000 NW N. River Drive #110, Miami 33136	treatment	\$113,475

Paid Preparers

FISCAL YEAR 2017

Firm Name	Firm EIN	Firm Address	Firm Phone
ROLAND ROOS AND COMPANY		4384 E ASHLAN AVE SUITE 107 FRESNO CA 937262600 USA	559-226-2209

Paid Preparers

FISCAL YEAR 2015

Firm Name	Firm EIN	Firm Address	Firm Phone
ROLAND ROOS AND COMPANY		4384 E ASHLAN AVE SUITE 107 FRESNO CA 937262600 USA	559-226-2209

Paid Preparers

FISCAL YEAR 2014

Firm Name	Firm EIN	Firm Address	Firm Phone
ROLAND ROOS AND COMPANY	77-0527102	4384 E. ASHLAN AVE. , SUITE 107 FRESNO CA 93726-2600 USA	559-226-2209

Appendix

Key Documents

IRS Forms 990

[2017 990](#)

[2015 990](#)

[2014 990](#)

[2013 990](#)

[2012 990](#)

IRS Forms 990T

Not Available

Audited Financial Statements

Not Available

Key Organization Documents

['Key Revenue & Expense Data from Form 990'](#)

['Key Balance Sheet Data from Form 990'](#)

GUIDESTAR Charity Check Report

Generated on April 16, 2019 at 02:20 PM EDT

Guidance Care Center Inc

PO Box 94738
Las Vegas, NV 89193

Foundation Status Code: PC
Public charity described in section 509(a)(1) or (2)

IRS Publication 78 Details

Organization Name	Guidance Care Center Inc.
EIN	59-1458324
Location	Las Vegas, NV
Deductibility Status Description	A public charity (50% deductibility limitation).
Most Recent IRS Publication 78	April 2019
Verified with Most Recent Internal Revenue Bulletin	April 15 2019



IRS Business Master File Details

Organization Name	GUIDANCE CARE CENTER INC
EIN	59-1458324
Most Recent IRS BMF	April 08 2019
IRS Subsection	This organization is a 501(c)(3) Public Charity
Reason for Non-Private Foundation Status	Section 509(a)(1) organization as referred to in Section 170(b)(1)(A)(vi)
Ruling Date	11/1975
This organization was not included in the Office of Foreign Assets Control Specially Designated Nationals (SDN) list.	



On September 8, 2011, the IRS issued [regulations](#) which eliminated the advance ruling process for a section 501(c)(3) organization. [Learn more](#)

[IRS Revenue Procedure 2011-33](#) allows grantors to rely on third-party resources, such as GuideStar Charity Check, to obtain required Business Master File (BMF) data concerning a potential grantee's public charity classification under section 509 (a) (1), (2) or (3).

GuideStar Charity Check Data Sources

- GuideStar acquires all IRS data directly from the Internal Revenue Service.
- [IRS Publication 78 \(Cumulative List of Organizations\)](#) lists organizations that have been recognized by the Internal Revenue Service as eligible to receive tax-deductible contributions.
- The [IRS Internal Revenue Bulletin](#) (IRB) lists changes in charitable status since the last Publication 78 release. Between the release of IRS Publication 78 and the subsequent IRS Internal Revenue Bulletin, the IRB date will reflect the most recent release date of IRS Publication 78.
- The [IRS Business Master File](#) lists approximately 1.7 million nonprofits registered with the IRS as tax-exempt organizations.
- The [IRS Automatic Revocation of Exemption List](#) contains organizations that have had their federal tax-exempt status automatically revoked for failing to file an annual return or notice with the IRS for three consecutive years.
- The Foundation Status Code is a value derived by mapping the codes found on the [990PF filing instructions](#) to the corresponding codes in the IRS BMF. Note that not all codes are able to be mapped due to insufficient data.
- The Office of Foreign Assets Control (OFAC) [Specially Designated Nationals \(SDN\) list](#) organizations that are owned or controlled by targeted individuals, groups, and entities, such as terrorists or narcotics traffickers. Their assets are blocked and U.S. persons are generally prohibited from dealing with them.

GuideStar is the registered trademark and operating name of GuideStar USA, Inc., a 501(c)(3) nonprofit organization.
Copyright © 2019, GuideStar USA, Inc. All Rights Reserved.