



THE CITY OF KEY WEST
3140 Flagler St,
Key West, Florida 330-40

ADDENDUM #2
Navy Mole Pier Electrical Distribution Upgrades
Invitation to Bid: 12-023
14 May 2012

This Addendum is issued as supplemental information to the bid package for clarification of certain matters of both a general and a technical nature. The referenced bid package is amended in accordance with the following items:

- Attached to this coversheet is Addendum #2, dated 14 May developed by CH2MHILL.
- The bid opening dates is moved to 3:30pm, 17 May 2012

All Bidders shall acknowledge receipt and acceptance of this Addendum No 5 by acknowledging Addendum in their proposal or by submitting the addendum with the bid package. Bids submitted without acknowledgement or without this Addendum may be considered non-responsive

Signature

Name Of Business



ADDENDUM NO. 2
 TO THE CONTRACT DOCUMENTS
 for the construction of the
NAVY MOLE PIER ELECTRICAL DISTRIBUTION SYSTEM UPGRADES
CITY OF KEY WEST
KEY WEST, FLORIDA

Date: May 14, 2012
 Project No.: 436331

To All Planholders and/or Prospective Bidders:

The following changes, additions, and/or deletions are hereby made a part of the Contract Documents for the construction of the Navy Mole Pier Electrical Distribution System Upgrades dated May 2012 as fully and completely as if the same were fully set forth therein:

QUESTIONS AND RESPONSES

1. **Question:** What is the estimated cost of this project, we need info to obtain a Bid Bond.
Answer: \$1,300,000.00
2. **Question:** On sheet E-102 Key Note # 3 Inspect & repair buss between transformer and switchboard. More info is needed. Is there a picture or description on what is intended to repair buss, and how many busses?
Answer: This is for Substation #1 only. The middle phase heat shrink shows signs of overheating. Remove heat shrink and inspect bus connections. Torque bus connections per manufacturer's recommendation. Upon inspection, if connections are within specifications coordinate with Eaton for cause of heat shrink deformation. Notify Engineer of inspection findings and recommendations for corrective action. Replace heat shrink.
3. **Question:** In the specs it is stated that all salvage conductors are to be turned over to owner. Where will salvaged conductors to be taken and are salvaged conductors to be installed on reels or cut to manageable lengths?
Answer: Contractor is responsible for verifying the total length of 750 MCM cable to be salvaged and all salvage requirements.
4. **Question:** On sheet E-105, how many manholes does this feeder pass thru, it is not clear if it is 5 or 6?
Answer: Five (5) this was addressed in Addendum 1.
5. **Question:** On sheet E-104 Key Note # 1 splice at plug pigtail. What type of splice is required?
Answer: Compression and heat shrink insulation.
6. **Question:** Are cables to be fire wrapped in manholes?
Answer: Yes.

7. **Question:** I do have questions about the scope of testing required at the site. Will we be testing all equipment as mentioned in the spec 26 08 00 (switchboards, transformer, MV cables) or will we be required to test only those items that are being installed under this contract such as LV cable, CT's and the testing of the 56 relays?
Answer: All items mentioned in the specifications are to be tested.
8. **Question:** I have taken off the footage several times for the feeders from substations 1, 2, 3 & 4. I cannot get the footages to match the lengths given. There is a given footage of 22,000' of 750MCM & 4000' of # 2. There is 3 legs of 750MCM & 1 leg of # 2. These numbers don't work together, the 4000' should be 1/3 of the 750MCM and it is not. Not sure which number is incorrect. I scaled of approximately 5,500 of raceway which is considerably more than 4000' of # 2. Please advise.
Answer: Quantities listed in the Invitation to Bid and / or the Summary of Work is for information only and the Contractor is responsible for actual lengths.
9. **Question:** Working inside the Manhole require any permit or any special requirement other than OSHA requirements?
Answer: Manhole work safety shall follow criteria EM-385 and section 01 35 26.00 25.
10. **Question:** How many feet of cable are required for slack for feeder cables in Manholes for future adjustments?
Answer: Contractor to install cable along walls of manholes on racks from point of entry offset to point of exit offset. Contractor to keep center of manhole open and clear for working.
11. **Question:** How many feet of extra cable is required in Igloo's Vault, Switchboard's Vault and/or in Cubicles for future adjustments?
Answer: Five (5) ft in the Igloo and Switchboard vaults for Substation #'s 1, 2 and 3. Two (2) ft in cubicles on Pier 8. The slack provided in the adjacent manholes to the cubicles on Pier 8 will also provide slack for future adjustment.
12. **Question:** Is there any control cable between Switchgear and Igloos?
Answer: None for Substation #'s 1, 2 and 3.
13. **Question:** I understand that Contractor provide all cables, ct's and relays. Please confirm.
Answer: Correct
14. **Question:** Where are the Calibrated 9 Relays and what are the specs, are thy on drawings?
Answer: These will be determined in the field during construction.
15. **Question:** Is there any weight limit for heavy equipment on the Pier where cubicles are located?
Answer: Pier 8 is rated for vehicular traffic only. Crane or other heavy equipment will require NAVFAC authorization.
16. **Question:** If we need to provide temporary services to maintain continues operation of the Owner facilities, will that be a change order? Please clarify.
Answer: Temporary services requirements are not anticipated.
17. **Question:** Employees need a TWIC Card?
Answer: Response; TWIC card would only be needed on the MOLE WHEN a cruise ship is at dock and work was being performed at Substation #3. As we are not

- permitted to work on substation #3 during a cruise ship operation; TWIC is not required; Rapid Gate will suffice.
18. **Question:** Part 1, section 00 11 13, first paragraph states that bids will be received until 3 p.m. local time. Pre-Bid Meeting Agenda states bids are due at 3:30 p.m. Which is correct?
Answer: Section 00 11 13 changed in Addendum to 3:30 P.M. as stated in Pre-Bid Meeting.
19. **Question:** Is there a time limit on outage duration for the substations?
Answer: No, only Substation # 3 primary switch must be energized each night to provide power to the navigation lights and security system.
20. **Question:** Part 3, section 26 05 01-16, 3.02 A. states all salvaged conductor shall be turned over to the Owner. Has this requirement changed?
Answer: See Addendum #1. Contractor to provide salvage cost for 750 MCM cable. All other salvaged material is the Contractors.
21. **Question:** Scope of Work is calling for the replacement of eight (8) Safety Switch covers. While on walkthrough I noted that these safety switches are rated Class 1 Division 1 area safety switches. What amperage, voltage number of poles, fusible or nonfusible are these safety switched, and are they necessary to be Class 1 Division 1 beings no other equipment has this rating in the area would not NEMA 4X 316SS be sufficient?
Answer: The safety switches we are referring to are not the 240/120 convenience receptacles. The safety switch is the safety interlock switch on the 480 volt receptacle covers. This switch trips the breaker if the receptacle pins are hot when the cover is opened. This is covered in Addendum 2.
22. **Question:** Scope of Work calls for cable management system for manholes to be fiberglass. Is there be a detail or quantity and number of supports that will be required?
Answer: Three (3) brackets along the long walls and two (2) brackets along the short walls.

SPECIFICATIONS

CONTENTS

1. **DELETE** in its entirety and **REPLACE** with the Revised Contents, attached.

PART 2 CONTRACTING FORMS

SECTION 00 43 16, ANTI-KICKBACK AFFIDAVIT

1. **ADD** the section Attached.

SECTION 00 44 01, DISCLOSURE OF LOBBYING ACTIVITIES FORM

1. **ADD** the section Attached.

SECTION 00 44 02 NON-COLLUSION DECLARATION AND COMPLIANCE FORM

1. **ADD** the section Attached.

SECTION 00 44 04, SUSPENSION AND DEBARMENT CERTIFICATION

1. **ADD** the section Attached.

SECTION 00 11 13, INVITATION TO BID

1. **DELETE** in its entirety and **REPLACE** with the Revised Invitation to Bid, Attached.

PART 3 SPECIFICATIONS

SECTION 01 11 00, SUMMARY OF WORK

1. **DELETE** in its entirety and **REPLACE** with the Revised Summary of Work, Attached.

SECTION 26 05 01, ELECTRICAL

2. Page 18, Paragraph 3.06; **ADD** the following at the end of the paragraph:

“K. Conductor Arc and Fireproofing:

1. Install arc and fireproofing tape on 600-volt single conductors and cables except those rated Type TC throughout their entire exposed length in manholes, handholes, vaults, cable trays and other indicated locations.
2. Wrap conductors of same circuit entering from separate conduit together as a single cable.
3. Follow tape manufacturer’s installation instructions.
4. Secure tape at intervals of 5 feet with bands of tape binder. Each band to consist of a minimum of two wraps directly over each other.”

DRAWINGS

1. Drawing E-101: North Mole Site Plan: **DELETE** in its entirety and **REPLACE** with Revised Drawing E-101 attached.
1. Drawing E-104: Shore Site Plan: **DELETE** in its entirety and **REPLACE** with Revised Drawing E-104, attached.
2. Drawing E-105: Pier 8 Site Plan: **DELETE** in its entirety and **REPLACE** with Revised Drawing E-105, attached.

All Bidders shall acknowledge receipt of Addendum No. 2 in the Bid Form. Bids submitted without this acknowledgement will be considered informal.

CH2M HILL

Andrew Smyth, P.E.

ATTACHMENTS:

Section 00 01 10: Contents, attached.

Section 00 11 13: Invitation to Bid, attached.

Section 00 43 16: Anti-Kickback Affidavit, attached.

Section 00 44 01: Disclosure of Lobbying Activities Form, attached.

Section 00 44 02: Non-Collusion Declaration and Compliance Form, attached.

Section 00 44 04: Suspension and Debarment Certification, attached.

Section 01 11 00, Summary of Work, attached.

Drawing E-101: North Mole Site Plan, attached

Drawing E-104: Shore Site Plan, attached.

Drawing E-105: Pier 8 Site Plan, attached.

END OF ADDENDUM

CONTENTS**PART 1—PROCUREMENT REQUIREMENTS**

00 11 13	Invitation to Bid	1-	2
00 11 13.01	Statement of No Bid	1-	1
00 21 13	Instructions to Bidders	1-	9
00 41 13	Bid Form	1-	7
00 43 13	Florida Bid Bond	1-	2
00 43 16	Anti-Kickback Affidavit	1-	1
00 43 17	Public Entity Crimes Form	1-	2
00 43 18	City of Key West Indemnification Form	1-	1
00 43 21	Local Vendor Certification	1-	1
00 44 00	Bidders Check List	1-	1
00 44 01	Disclosure of Lobbying Activities Form	1-	4
00 44 02	Non-Collusion Regulations and Compliance Form	1-	3
00 44 04	Suspension and Debarment Certification	1-	1

PART 2—CONTRACTING REQUIREMENTS**CONTRACTING FORMS**

00 52 13	Agreement	1-	2
----------	-----------	----	---

PROJECT FORMS

00 61 13.13	Performance Bond	1-	2
00 61 13.16	Payment Bond	1-	2
00 62 00	Notice of Award	1-	1
00 62 01	Certificate of Substantial Completion	1-	1
00 62 02	Certificate of Final Completion	1-	1
00 62 04	Notice to Proceed	1-	1
00 63 01	Construction Compliance Certification with Specifications and Plans	1-	1
00 63 02	Certificate of Final Payment	1-	2

CONDITIONS OF THE CONTRACT

00 72 00	General Conditions	1-	44
00 73 00	Supplementary Conditions	1-	9
	Attachment A, Construction Compliance with Specifications and Plans		
	Attachment B, NAS Rapid Gate Information		
	Attachment C, Requirement for City Contractors to Provide Equal Benefits for Domestic Partners		

PART 3—SPECIFICATIONS

DIVISION 1—GENERAL REQUIREMENTS

01 11 00	Summary of Work.....	1-	1
01 29 00	Payment Procedures.....	1-	3
01 31 13	Project Coordination.....	1-	4
01 31 19	Project Meetings.....	1-	2
01 32 00	Construction Progress Documentation.....	1-	5
01 33 00	Submittal Procedures.....	1-	9
	Transmittal of Contractor's Submittal		
01 42 13	Abbreviations and Acronyms.....	1-	5
01 50 00	Temporary Facilities and Controls.....	1-	5
01 61 00	Common Product Requirements.....	1-	7
01 77 00	Closeout Procedures.....	1-	4

DIVISIONS 2 THROUGH 25 (NOT USED)

DIVISION 26—ELECTRICAL

26 05 01	Electrical.....	1-	23
26 05 70	Electrical Systems Analysis.....	1-	8
	Figure 1, Example Arc Flash Label		
26 08 00	Commissioning of Electrical Systems.....	1-	25

DIVISIONS 27 THROUGH 49 (NOT USED)

PART 4—DRAWINGS (BOUND SEPARATELY)

END OF SECTION

INVITATION TO BID

Sealed bids for the City of Key West Navy Mole Pier Electrical Distribution System Upgrades, addressed to the City of Key West, will be received at the Office of the City Clerk, City of Key West, 3140 Flagler Ave., Key West Florida, 33040 until **3:30 p.m., local time, May 17, 2012** and then will be publicly opened and read. Any bids received after the time and date specified will not be considered.

Please submit three (3) originals and three (3) CD-ROMS or USB Drives with one single PDF file of the entire bid package on each CD-ROM. Bid package is to be enclosed in a sealed envelope, clearly marked on the outside **“Navy Mole Pier Electrical Distribution System Upgrades”** addressed and delivered to the City Clerk at the address noted above.

The completed Work will provide the Owner with a functioning electrical system located on the Navy Mole Pier and Pier 8. The project includes the following major components:

- Removal and salvage of approximately 22,000 LF of 750 MCM cable
- Installation of approximately 22,000 LF of 750 MCM cable with terminations.
- Installation of 8,000 LF of #2 ground
- Installation of 5,000 LF Mult-Conductor 12/#12 600V control cable
- Removal and replacement of 9 new relays
- Calibration and adjustment of all protective relays
- Removal and replacement of 168 C/T's
- Removal and replacement of 8 receptacle cover safety switches
- Removal and replacement of 23 control switches
- Removal and replacement of 4 momentary lock switches
- Cable racking in 10 existing electrical manholes
- Calibrate and reset 56 existing relays
- Electrical system testing (Electrical system analysis, Coordination study, Arch flash study, etc.)and commissioning
- Other miscellaneous electrical to complete the project

This project is located is located on Navy property and will require the Contractor and all employees to adhere to the Navy security requirements and to the Navy safety and health requirements EM – 385.

Drawings and Specifications may be obtained from Demand Star by Onvia. Please contact Demand Star at www.demandstar.com or call 1-800-711-1712.

A nonmandatory Site Visit will be held at **10 a.m. on May 7, 2012** at the US Navy Mole, Truman Annex, Key West, Florida.

Each Bid must be submitted on the prescribed form and accompanied by bid security as prescribed in the Instructions to Bidders, payable to the City of Key West, Florida, in an amount not less than (5) five percent of the amount of the bid. The contractor shall be a licensed contractor by the State of Florida and submit proof of such with the bid.

The successful Bidder will be required to furnish the necessary additional bond(s) for the faithful performance of the Contract, as prescribed in the Bidding Documents. The Bidder will also be required to furnish documentation showing that he is in compliance with the licensing requirements of the State and the provisions of Chapter 66 section 87 of the Code of Ordinances of the City of Key West. Compliance with these provisions is required before the Contractor can enter into the agreement contained in the Contract Documents. Specifically, Bidder shall demonstrate that he holds, as a minimum, the following licenses and certificates required by State Statute and local codes.

EACH BID MUST BE SUBMITTED ON THE PRESCRIBED FORM AND ACCOMPANIED BY BID SECURITY AS PRESCRIBED IN THE INSTRUCTIONS TO BIDDERS, PAYABLE TO THE CITY OF KEY WEST, FLORIDA, IN AN AMOUNT NOT LESS THAN FIVE (5) PERCENT OF THE AMOUNT BID.

THE BIDDER MUST BE A LICENSED CONTRACTOR BY THE STATE OF FLORIDA AND SUBMIT PROOF OF SUCH WITH THE BID.

The Bidder shall furnish documentation showing that he is in compliance with the Requirement for City Contractors to Provide Equal Benefits for Domestic Partners per City Ordinance Section 2.799 within 10 days following the Notice of Award:

All bid bonds, contract bonds, insurance contracts, and certificates of insurance shall be either executed by or countersigned by a licensed resident agent of the Surety or Insurance Company having his place of business in the State of Florida, and in all ways complying with the insurance laws of the State of Florida. Further, the said Surety or Insurance Company shall be duly licensed and qualified to do business in the State of Florida.

Before a Contract will be awarded for the work contemplated herein, the CITY will conduct such investigation as is necessary to determine the performance record and ability of the apparent low Bidder to perform the size and type of work specified under this Contract. Upon request, the Bidder shall submit such information as deemed necessary by the CITY to evaluate the Bidder's qualifications.

For information concerning the proposed work, or for appointment to visit the site of the proposed work, contact the designated Engineer by the General Services and Utilities Department of the City of Key West.

As stated above at the time of the bid submittal the Bidder must provide satisfactory documentation of State Licenses. The Bidder shall furnish documentation showing that he is in compliance with the licensing requirements of County, and City licenses as would be required within ten days of the award. The successful Bidder must also be able to satisfy the City Attorney as to such insurance coverage and legal requirements as may be demanded by the Bid in question.

The City may reject bids for any and/or all of the following reasons: (1) for budgetary reasons, (2) if the bidder misstates or conceals a material fact in its bid, (3) if the bid does not strictly conform to the law or is non-responsive to the bid requirements, (4) if the bid is conditional, or (5) if a change of circumstances occurs making the purpose of the bid unnecessary to the City. The City may also waive any minor formalities or irregularities in any bid, (6) if such rejection is in the best interest of the City. The City may also waive any minor formalities or irregularities in any bid.

Dated this __ day of _____ 20__.

CITY OF KEY WEST

By _____
Jim Scholl, City Manager

* * * * *

ANTI-KICKBACK AFFIDAVIT

STATE OF FLORIDA)
 : SS
COUNTY OF MONROE)

I, the undersigned hereby duly sworn, depose and say that no portion of the sum herein bid will be paid to any employees of the City of Key West as a commission, kickback, reward or gift, directly or indirectly by me or any member of my firm or by an officer of the corporation.

By: _____

Sworn and subscribed before me this
____ day of _____, 20__

NOTARY PUBLIC, State of Florida
at Large

My Commission Expires: _____

END OF SECTION

DISCLOSURE OF LOBBYING ACTIVITIES

Complete this form to disclose lobbying activities pursuant to 31 U.S.C. 1352
(See reverse for public burden disclosure.)

<p>1. Type of Federal Action:</p> <p><input type="checkbox"/></p> <p>a. contract b. grant c. cooperative agreement d. loan e. loan guarantee f. loan insurance</p>	<p>2. Status of Federal Action:</p> <p><input type="checkbox"/></p> <p>a. bid/offer/application b. initial award c. post-award</p>	<p>3. Report Type:</p> <p><input type="checkbox"/></p> <p>a. initial filing b. material change</p> <p>For Material Change Only:</p> <p>year _____ quarter _____ date of last report _____</p>
<p>4. Name and Address of Reporting Entity:</p> <p><input type="checkbox"/> Prime <input type="checkbox"/> Subawardee Tier _____, if known:</p> <p>Congressional District, if known:</p>	<p>5. If Reporting Entity in No. 4 is Subawardee, Enter Name and Address of Prime:</p> <p>Congressional District, if known:</p>	
<p>6. Federal Department/Agency:</p>	<p>7. Federal Program Name/Description:</p> <p>CFDA Number, if applicable: _____</p>	
<p>8. Federal Action Number, if known:</p>	<p>9. Award Amount, if known:</p> <p>\$</p>	

<p>10. a. Name and Address of Lobbying Entity <i>(if individual, last name, first name, MI):</i></p> <p style="text-align: center;"><i>(attach Continuation Sheet(s))</i></p>	<p>b. Individuals Performing Services <i>(including address if different from No. 10a)</i> <i>(last name, first name, MI):</i></p> <p style="text-align: center;"><i>SF-LLLA, if necessary)</i></p>		
<p>11. Information requested through this form is authorized by title 31 U.S.C. section 1352. This disclosure of lobbying activities is a material representation of fact upon which reliance was placed by the tier above when this transaction was made or entered into. This disclosure is required pursuant to 31 U.S.C. 1352. This information will be reported to Congress semi-annually and will be available for public inspection. Any person who fails to file the required disclosure shall be subject to a civil penalty of not less than \$10,000 and not more than \$100,000 for each such failure.</p>	<p>Signature: _____</p> <p>Print Name: _____</p> <p>Title: _____</p> <p>Telephone No.: _____ Date: _____</p>		
<table style="width: 100%; border: none;"> <tr> <td style="width: 60%; background-color: #e0e0e0; padding: 5px;">Federal Use Only:</td> <td style="padding: 5px;">Authorized for Local Reproduction Standard Form – LLL (Rev 7 – 97)</td> </tr> </table>		Federal Use Only:	Authorized for Local Reproduction Standard Form – LLL (Rev 7 – 97)
Federal Use Only:	Authorized for Local Reproduction Standard Form – LLL (Rev 7 – 97)		

FORM DEP 55-221 (01/01)

INSTRUCTIONS FOR COMPLETION OF SF-LLL, DISCLOSURE OF LOBBYING ACTIVITIES

This disclosure form shall be completed by the reporting entity, whether subawardee or prime Federal recipient, at the initiation or receipt of a covered Federal action, or a material change to a previous filing, pursuant to title 31 U.S.C. section 1352. The filing of a form is required for each payment or agreement to make payment to any lobbying entity for influencing or attempting to influence an officer or employee of any agency, a Member of Congress, an officer or employee of Congress, or an employee of a Member of Congress in connection with a covered Federal action. Complete all items that apply for both the initial filing and material change report. Refer to the implementing guidance published by the Office of Management and Budget for additional information.

- 1. Identify the type of covered Federal action for which lobbying activity is and/or has been secured to influence the outcome of a covered Federal action.**
- 2. Identify the status of the covered Federal action.**
- 3. Identify the appropriate classification of this report. If this is a follow up report caused by a material change to the information previously reported, enter the year and quarter in which the change occurred. Enter the date of the last previously submitted report by the reporting entity for this covered Federal action.**
- 4. Enter the full name, address, city, state and zip code of the reporting entity. Include Congressional District, if known. Check the appropriate classification of the reporting entity that designates if it is or expects to be, a prime or subaward recipient. Identify the tier of the subawardee, e.g., the first subawardee of the prime is the 1st tier. Subawards include but are not limited to subcontracts, subgrants and contract awards under grants.**
- 5. If the organization filing the report in item 4 checks "Subawardee", then enter the full name, address, city, state and zip code of the prime Federal recipient. Include Congressional District, if known.**
- 6. Enter the name of the Federal agency making the award or loan commitment. Include at least one organizational level below agency name, if known. For example, Department of Transportation, United States Coast Guard.**
- 7. Enter the Federal program name or description for the covered Federal action (item 1). If known, enter the full Catalog of Federal Domestic Assistance (CFDA) number for grants, cooperative agreements, loans, and loan commitments.**

8. Enter the most appropriate Federal identifying number available for the Federal action identified in item 1 (e.g., Request for Proposal (RFP) number; Invitation for Bid (IFB) number; grant announcement number; the contract, grant, or loan award number; the application/proposal control number assigned by the Federal agency). Include prefixes, e.g., "RFP-DE-90-001."
9. For a covered Federal action where there has been an award or loan commitment by the Federal agency, enter the Federal amount of the award/loan commitment for the prime entity identified in item 4 or 5.
10. (a) Enter the full name, address, city, state and zip code of the lobbying entity engaged by the reporting entity identified in item 4 to influence the covered Federal action.

(b) Enter the full names of the individual(s) performing services, and include full address if different from 10 (a). Enter Last Name, First Name, and Middle Initial (MI).
11. The certifying official shall sign and date the form, print his/her name, title and telephone number.

According to the Paperwork Reduction Act, as amended, no persons are required to respond to a collection of information unless it displays a valid OMB Control Number. The valid OMB control number for this information collection is OMB No. 0348-0046. Public reporting burden for this collection of information is estimated to average 30 minutes per response, including time for reviewing instructions, searching existing data sources, gathering and maintaining the data needed, and completing and reviewing the collection of information. Send comments regarding the burden estimate or any other aspect of this collection of information, including suggestions for reducing this burden, to the Office of Management and Budget, Paperwork Reduction Project (0348-0046), Washington, D.C. 20503.

Form DEP 55-221 (01/01)

**NON-COLLUSION DECLARATION AND
COMPLIANCE WITH 49 CFR §29.**

ITEM/SEGMENT NO.: _____
 F.A.P. NO.: _____
 PARCEL NO.: _____
 COUNTY OF: _____
 BID LETTING OF: _____, _____

I, _____, hereby
(NAME)
 declare that I am _____ of _____
(TITLE) (FIRM)
 Of _____
(CITY AND STATE)

and that I am the person responsible within my firm for the final decision as to the price(s) and amount of this Bid on this State Project.

I further declare that:

1. The prices(s) and amount of this bid have been arrived at independently, without consultation, communication or agreement, for the purpose of restricting competition with any other contractor, bidder or potential bidder.

2. Neither the price(s) nor the amount of this bid have been disclosed to any other firm or person who is a bidder or potential bidder on this project, and will not be so disclosed prior to the bid opening.

3. No attempt has been made or will be made to solicit, cause or induce any other firm or person to refrain from bidding on this project, or to submit a bid higher than the bid of this firm, or any intentionally high or non-competitive bid or other form of complementary bid.

4. The bid of my firm is made in good faith and not pursuant to any agreement or discussion with, or inducement from, any firm or person to submit a complementary bid.

5. My firm has not offered or entered into a subcontract or agreement regarding the purchase of materials or services from any firm or person, or offered, promised or paid cash or anything of value to any firm or person, whether in connection with this or any other project, in consideration for an agreement or promise by any firm or person to refrain from bidding or to submit a complementary bid on this project.

6. My firm has not accepted or been promised any subcontract or agreement regarding the sale of materials or services to any firm or person, and has not been promised or paid cash or anything of value by any firm or person, whether in connection with this or any other project, in consideration for my firm's submitting a complementary bid, or agreeing to do so, on this project.

7. I have made a diligent inquiry of all members, officers, employees, and agents of my firm with responsibilities relating to the preparation, approval or submission of my firm's bid on this project and have been advised by each of them that he or she has not participated in any communication, consultation, discussion, agreement, collusion, act or other conduct inconsistent with any of the statements and representations made in this Declaration.

8. As required by Section 337.165, Florida Statutes, the firm has fully informed the Department of Transportation in writing of all convictions of the firm, its affiliates (as defined in Section 337.165(l)(a), Florida Statutes), and all directors, officers, and employees of the firm and its affiliates for violation of state or federal antitrust laws with respect to a public contract or for violation of any state or federal law involving fraud, bribery, collusion, conspiracy or material misrepresentation with respect to a public contract. This includes disclosure of the names of current employees of the firm or affiliates who were convicted of contract crimes while in the employ of another company.

9. I certify that, except as noted below, neither my firm nor any person associated therewith in the capacity of owner, partner, director, officer, principal, investigator, project director, manager, auditor, and/or position involving the administration of Federal funds:

(a) is presently debarred, suspended, proposed for debarment, declared ineligible, or voluntarily excluded from covered transactions, as defined in 49 CFR §29.110(a), by any Federal department or agency;

(b) has within a three-year period preceding this certification been convicted of or had a civil judgment rendered against him or her for: commission of fraud or a criminal offense in connection with obtaining, attempting to obtain, or performing a Federal, State or local government transaction or public contract; violation of Federal or State antitrust statutes; or commission of embezzlement, theft, forgery, bribery, falsification or destruction of records, making false statements or receiving stolen property;

(c) is presently indicted for or otherwise criminally or civilly charged by a Federal, State or local governmental entity with commission of any of the offenses enumerated in paragraph 9(b) of this certification; and

(d) has within a three-year period preceding this certification had one or more Federal, State or local government public transactions terminated for cause or default..

10. I(We), certify that I(We), shall not knowingly enter into any transaction with any subcontractor, material supplier, or vendor who is debarred, suspended, declared ineligible, or voluntarily excluded from participation in this contract by any Federal Agency unless authorized by the Department.

Where I am unable to declare or certify as to any of the statements contained in the above stated paragraphs numbered (1) through (10), I have provided an explanation in the "Exceptions" portion below or by attached separate sheet.

EXCEPTIONS:

(Any exception listed above will not necessarily result in denial of award, but will be considered in determining bidder responsibility. For any exception noted, indicate to whom it applies, initiating agency and dates of agency action.

Providing false information may result in criminal prosecution and/or administrative sanctions.)

I declare under penalty of perjury that the foregoing is true and correct.

CONTRACTOR: _____ (Seal)

BY: _____ WITNESS: _____
NAME AND TITLE PRINTED

BY: _____ WITNESS: _____
SIGNATURE

Executed on this _____ day of _____, _____

***FAILURE TO FULLY COMPLETE AND EXECUTE THIS DOCUMENT
MAY RESULT IN THE BID BEING DECLARED NONRESPONSIVE***

SUSPENSION AND DEBARMENT CERTIFICATION

CERTIFICATION REGARDING DEBARMENTS, SUSPENSION, INELIGIBILITY AND VOLUNTARY EXCLUSION-LOWER TIER FEDERALLY FUNDED TRANSACTIONS

1. The undersigned hereby certifies that neither it nor its principals is presently debarred, suspended, proposed for debarment, declared ineligible, or voluntarily excluded from participation in this transaction by any Federal department or agency.

2. The undersigned also certifies that it and its principals:
 - (a) Have not within a three-year period preceding this certification been convicted of or had a civil judgment rendered against them for commission of fraud or a criminal offense in connection with obtaining, attempting to obtain, or performing a public (Federal, State or local) transaction or contract under a public transaction; violation of Federal or State anti-trust statutes or commission of embezzlement, theft, forgery, bribery, falsification or destruction of records, making false statements, or receiving stolen property.
 - (b) Are not presently indicted for or otherwise criminally or civilly charged by a governmental entity (Federal, State or local) with commission of any of the offenses enumerated in paragraph 2.(a) of this Certification; and
 - (c) Have not within a three-year period preceding this certification had one or more public transactions (Federal, State or local) terminated for cause or default.

3. Where the undersigned is unable to certify to any of the statements in this certification, an explanation shall be attached to this certification.

Dated this day of, 20 .

By _____
Authorized Signature/Contractor

Typed Name/Title

Contractor's Firm Name

Street Address

Building, Suite Number

City/State/Zip Code

Area Code/Telephone Number

**SECTION 01 11 00
SUMMARY OF WORK**

PART 1 GENERAL

1.01 WORK COVERED BY CONTRACT DOCUMENTS

The completed Work will provide the Owner with a functioning electrical system located on the Navy Mole Pier and Pier 8. The project includes the following major components:

- Removal and salvage of approximately 22,000 LF of 750 MCM cable
- Installation of approximately 22,000 LF of 750 MCM cable with terminations.
- Installation of 8,000 LF of #2 ground
- Installation of 5,000 LF Multi-Conductor 12/#12 600V control cable
- Removal and replacement of 9 new relays
- Calibration and adjustment of all protective relays
- Removal and replacement of 168 C/T's
- Removal and replacement of 8 receptacle cover safety switches
- Removal and replacement of 23 control switches
- Removal and replacement of 4 momentary lock switches
- Cable racking in 10 existing electrical manholes
- Calibrate and reset 56 existing relays
- Electrical system testing (Electrical system analysis, Coordination study, Arch flash study, etc.)and commissioning
- Other miscellaneous electrical to complete the project

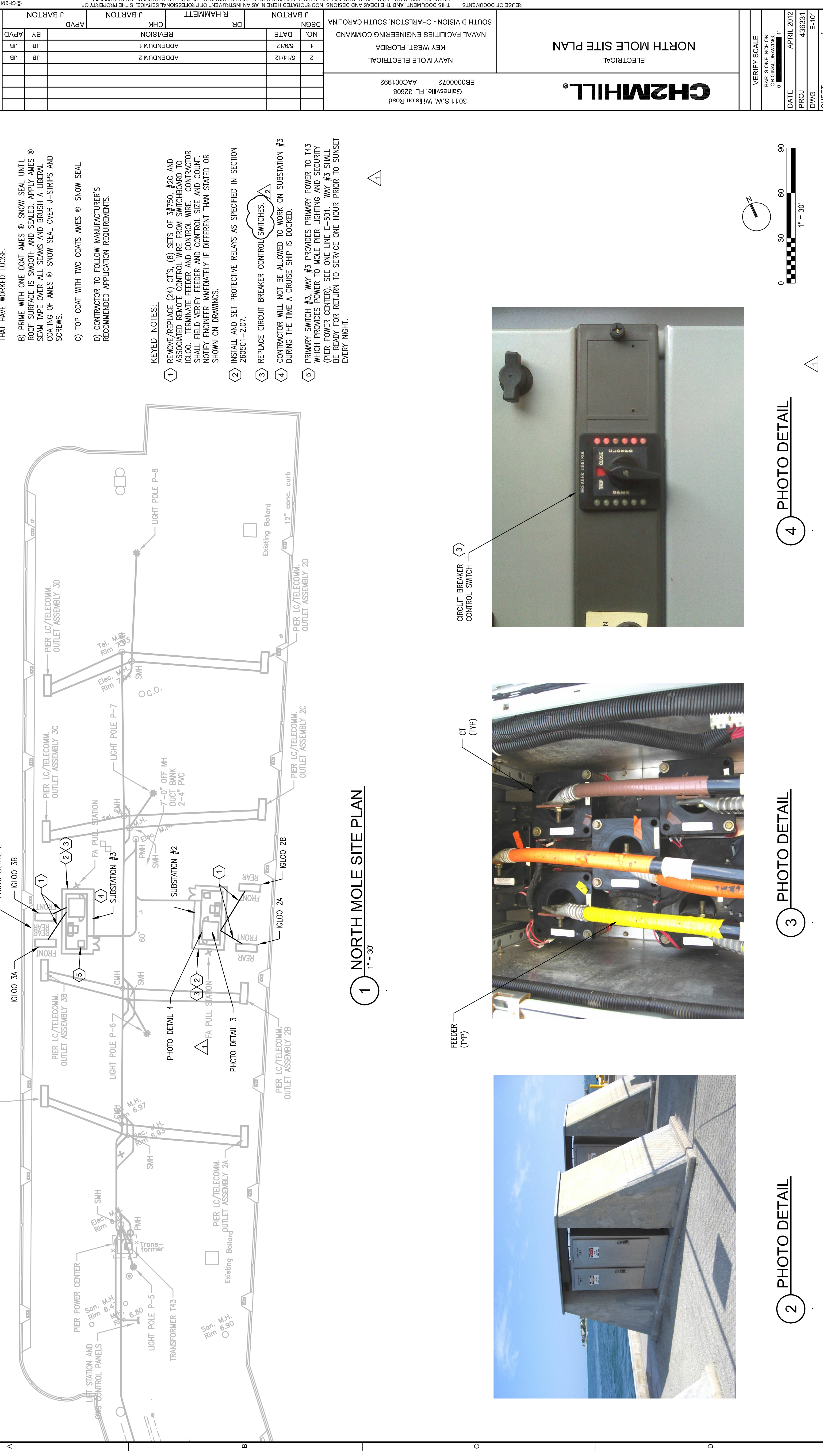
This project is located is located on Navy property and will require the Contractor and all employees to adhere to the Navy security requirements and to the Navy safety and health requirements EM – 385.

PART 2 PRODUCTS (NOT USED)

PART 3 EXECUTION (NOT USED)

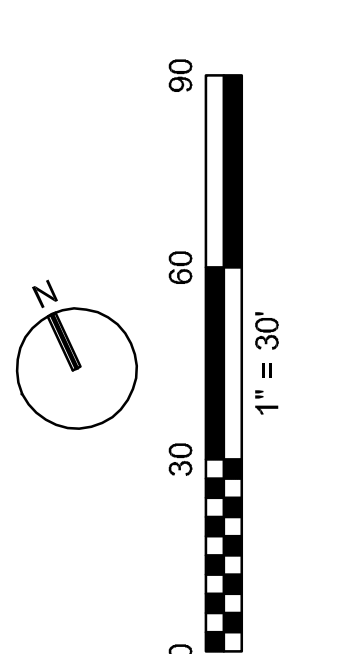
END OF SECTION

VERIFICATION SCALE		BAR IS ONE INCH ON ORIGINAL DRAWING		DATE APRIL 2012		PROJ 436331		DWG E-101		SHEET of	
3011 S.W. Williston Road		Gainesville, FL 32608		EBC000072 AAC001992		NAVAL FACILITIES ENGINEERING COMMAND		KEY WEST, FLORIDA		NAVY MOLE ELECTRICAL	
DSGN J BARTON		DR R HAMMETT		CHGK J BARTON		APVD J BARTON		REV NO. DATE		BY	
				ADDENDUM 1		JB		5/9/12		JB	
				ADDENDUM 2		JB		5/14/12		JB	



- GENERAL NOTES:**
- CONTRACTOR TO PREP. AND COAT THE METAL TOP OF EACH ELECTRICAL SUBSTATION (FOUR TOTAL) AS DESCRIBED BELOW WITH AMES @ SNOW SEAL:
 - REMOVE LOOSE DIRT, FLAKING RUST AND DEBRIS FROM ROOF SURFACE. RE-FASTEN OR REPLACE ANY SCREWS THAT HAVE WORKED LOOSE.
 - PRIME WITH ONE COAT AMES @ SNOW SEAL UNTIL ROOF SURFACE IS SMOOTH AND SEALED. APPLY AMES @ SEAM TAPE OVER ALL SEAMS AND BRUSH A LIBERAL COATING OF AMES @ SNOW SEAL OVER J-STRIPS AND SCREWS.
 - TOP COAT WITH TWO COATS AMES @ SNOW SEAL.
 - CONTRACTOR TO FOLLOW MANUFACTURER'S RECOMMENDED APPLICATION REQUIREMENTS.

- KEYED NOTES:**
- REMOVE/REPLACE (24) CTS, (8) SETS OF 3#750, #2C AND ASSOCIATED REMOTE CONTROL WIRE FROM SWITCHBOARD TO IGL00 TERMINATE FEEDER AND CONTROL WIRE. CONTRACTOR SHALL FIELD VERIFY FEEDER AND CONTROL SIZE AND COUNT. NOTIFY ENGINEER IMMEDIATELY IF DIFFERENT THAN STATED OR SHOWN ON DRAWINGS.
 - INSTALL AND SET PROTECTIVE RELAYS AS SPECIFIED IN SECTION 260501-2.07.
 - REPLACE CIRCUIT BREAKER CONTROL SWITCHES.
 - CONTRACTOR WILL NOT BE ALLOWED TO WORK ON SUBSTATION #3 DURING THE TIME A CRUISE SHIP IS DOCKED.
 - PRIMARY SWITCH #3, WAY #3 PROVIDES PRIMARY POWER TO T43 WHICH PROVIDES POWER TO MOLE PIER LIGHTING AND SECURITY (PIER POWER CENTER). SEE ONE LINE E-601. WAY #3 SHALL BE READY FOR RETURN TO SERVICE ONE HOUR PRIOR TO SUNSET EVERY NIGHT.



CH2MHILL®
3011 S.W. Williston Road
Gainesville, FL 32608
EBC000072 AAC001992

NAVY MOLE ELECTRICAL
KEY WEST, FLORIDA
SOUTH DIVISION - CHARLSTON, SOUTH CAROLINA

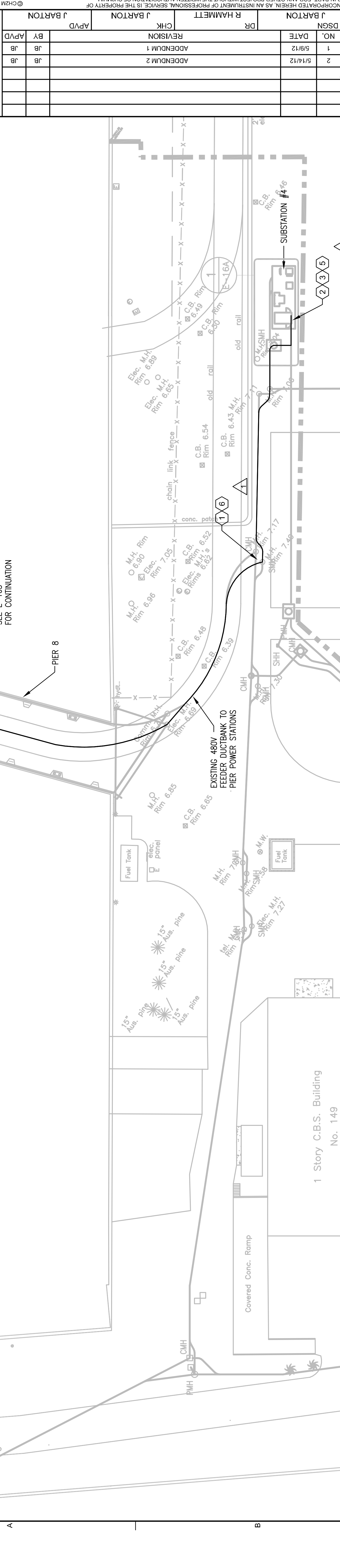
REUSE OF DOCUMENTS
THIS DOCUMENT AND THE IDEAS AND DESIGNS INCORPORATED HEREIN, AS AN INSTRUMENT OF PROFESSIONAL SERVICE, IS THE PROPERTY OF CH2M HILL AND IS NOT TO BE USED, IN WHOLE OR IN PART, FOR ANY OTHER PROJECT WITHOUT THE WRITTEN AUTHORIZATION OF CH2M HILL.

Jack S. Barton, P.E.
Fig. P.E. No. 42467

VERIFY SCALE
BAR IS ONE INCH ON ORIGINAL DRAWING
DATE APRIL 2012
PROJ 436331
DWG E-101
SHEET of

FILENAME: E-101_436331.dwg PLOT DATE: 5/14/2012 PLOT TIME: 11:15 AM

APVD	J BARTON	CHK	J BARTON	DR	R HAMMETT	DSGN	J BARTON	NO.	1	DATE	5/9/12
BY	JB	REVISION	ADDENDUM 1					2	5/14/12		
APVD	JB										
	JB										



CH2MHILL
3011 S.W. Williston Road
Gainesville, FL 32608
EB0000072 AAC001992

NAVY MOLE ELECTRICAL
KEY WEST, FLORIDA
NAVAL FACILITIES ENGINEERING COMMAND
SOUTH DIVISION - CHARLSTON, SOUTH CAROLINA

SHORE SITE PLAN
ELECTRICAL

VERIFY SCALE
BAR IS ONE INCH ON ORIGINAL DRAWING 1"

DATE APRIL 2012
PROJ 436331
DWG E-104
SHEET of

GENERAL NOTES:

- CONTRACTOR TO PREP AND COAT THE METAL TOP OF EACH ELECTRICAL SUBSTATION (FOUR TOTAL) AS DESCRIBED BELOW WITH AMES @ SNOW SEAL:
 - REMOVE LOOSE DIRT, FLAKING RUST AND DEBRIS FROM ROOF SURFACE. RE-FASTEN OR REPLACE ANY SCREWS THAT HAVE WORKED LOOSE.
 - PRIME WITH ONE COAT AMES @ SNOW SEAL UNTIL ROOF SURFACE IS SMOOTH AND SEALED. APPLY AMES @ SEAM TAPE OVER ALL SEAMS AND BRUSH A LIBERAL COATING OF AMES @ SNOW SEAL OVER J-STRIPS AND SCREWS.
 - TOP COAT WITH TWO COATS AMES @ SNOW SEAL.
 - CONTRACTOR TO FOLLOW MANUFACTURER'S RECOMMENDED APPLICATION REQUIREMENTS.

KEYED NOTES:

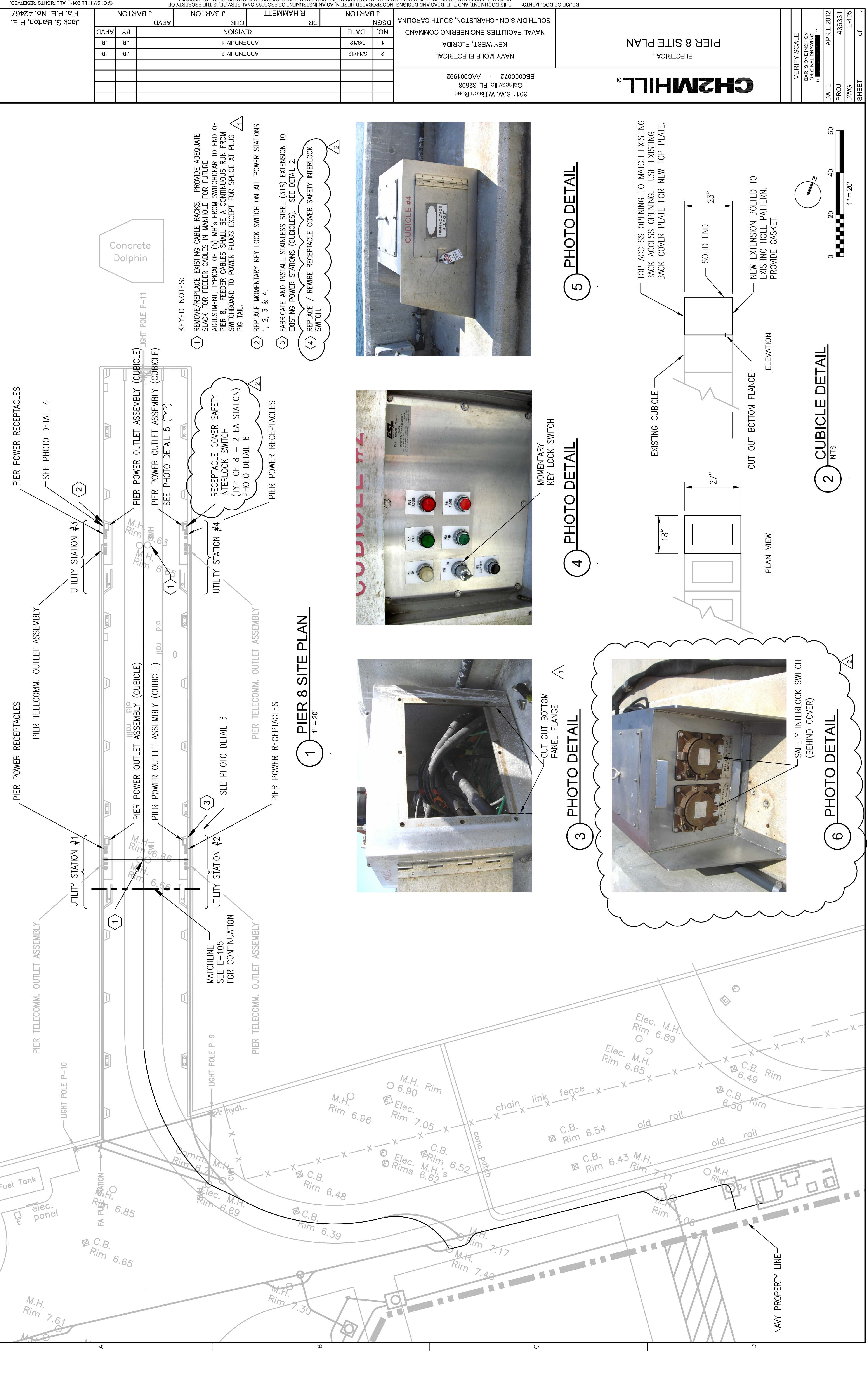
- REMOVE/REPLACE EXISTING CABLE RACKS. PROVIDE ADEQUATE SLACK FOR FEEDER CABLES IN MANHOLE FOR FUTURE ADJUSTMENT. FEEDER CABLES SHALL BE A CONTINUOUS RUN FROM SWITCHBOARD TO POWER PLUGS EXCEPT FOR SPLICE AT PLUG PICTAIL.
- REMOVE/REPLACE (24) CTS, (4) [(2) SETS OF 3#750, #26] AND ASSOCIATED REMOVE CONTROL WIRE FROM SWITCHBOARD TO PIER POWER STATIONS (CUBICLES). LAND AND TERMINATE FEEDER AND CONTROL WIRE. CONTRACTOR SHALL FIELD VERIFY FEEDER AND CONTROL SIZE AND COUNT. NOTIFY ENGINEER IMMEDIATELY IF DIFFERENT THAN STATED OR SHOWN ON DRAWINGS.
- INSTALL AND SET PROTECTIVE RELAYS AS SPECIFIED IN SECTION 280501-2.07.
- COORDINATE AND CONFIRM PRIMARY FUSE SIZE AND OVERCURRENT SETTINGS WITH KEYS ENERGY SERVICE MR DALE FINAGIN.
- REPLACE CIRCUIT BREAKER (CONTROL) SWITCHES. SEE PHOTO DETAIL 4, DWG E-101.
- CONTRACTOR SHALL VERIFY CONDUIT SIZE AT EACH MANHOLE FOR THE 480V FEEDERS FROM SUBSTATION #4 TO THE END OF PIER 8 PRIOR TO START OF CONSTRUCTION.

1 SHORE SITE PLAN
1" = 30'

APPROXIMATELY 160' TO ELECTRICAL POWER UTILITY PROVIDER OVERHEAD PRIMARY DISTRIBUTION

© CH2M HILL 2011. ALL RIGHTS RESERVED.
THIS DOCUMENT AND THE IDEAS AND DESIGNS INCORPORATED HEREIN, AS AN INSTRUMENT OF PROFESSIONAL SERVICE, IS THE PROPERTY OF CH2M HILL AND IS NOT TO BE USED, IN WHOLE OR IN PART, FOR ANY OTHER PROJECT WITHOUT THE WRITTEN AUTHORIZATION OF CH2M HILL.
REUSE OF DOCUMENTS

1 2 3 4 5 6



CH2MHILL® 3011 S.W. Williston Road Gainesville, FL 32608 EB0000072 AAC001992		NAVY MOLE ELECTRICAL KEY WEST, FLORIDA NAVAL FACILITIES ENGINEERING COMMAND SOUTH DIVISION - CHARLSTON, SOUTH CAROLINA		J BARTON DR R HAMMETT CHM		J BARTON APVD		J BARTON APVD	
NO.	DATE	REVISION		BY		APVD		DATE	
1	5/9/12	ADDENDUM 1		JB		JB		5/9/12	
2	5/14/12	ADDENDUM 2		JB		JB		5/14/12	

Concrete Dolphin

KEYED NOTES:
 ① REMOVE/REPLACE EXISTING CABLE RACKS. PROVIDE ADEQUATE SLACK FOR FEEDER CABLES IN MANHOLE FOR FUTURE ADJUSTMENT. TYPICAL OF (5) MH'S FROM SWITCHGEAR TO END OF PIER 8 FEEDER CABLES SHALL BE A CONTINUOUS RUN FROM SWITCHBOARD TO POWER PLUGS EXCEPT FOR SPLICE AT PLUG PIG TAIL.
 ② REPLACE MOMENTARY KEY LOCK SWITCH ON ALL POWER STATIONS 1, 2, 3 & 4.
 ③ FABRICATE AND INSTALL STAINLESS STEEL (316) EXTENSION TO EXISTING POWER STATIONS (CUBICLES). SEE DETAIL 2.
 ④ REPLACE / REWIRE RECEPTACLE COVER SAFETY INTERLOCK SWITCH.

