

**CITY OF KEY WEST
MONTHLY ENERGY MANAGER (EM) REPORT**

Prepared By: T. Justice

Date: August 20, 2018

Reporting for June & July 2018.

Current vs. Baseline Energy Use for City-operated Facilities (All City meters):

June 1-30, 2018

MWh used: 528

Energy cost: \$83,173

July 1-31, 2018

MWh used: 576

Energy cost: \$87,494

June 1-30, 2017

MWh used: 630

Energy cost: \$92,873

July 1-31, 2017

MWh used: 590

Energy cost: \$87,465

Current vs. Baseline Water Use for City-operated Facilities (All City meters):

June 1-30, 2018

Gal used: 5.56M

Water cost: \$57,790

July 1-31, 2018

Gal used: 5.86M

Water cost: \$61,472

June 1-30, 2017

Gal used: 1.65M

Water cost: \$22,259

July 1-31, 2017

Gal used: 4.52M

Water cost: \$45,318

Street Lighting:

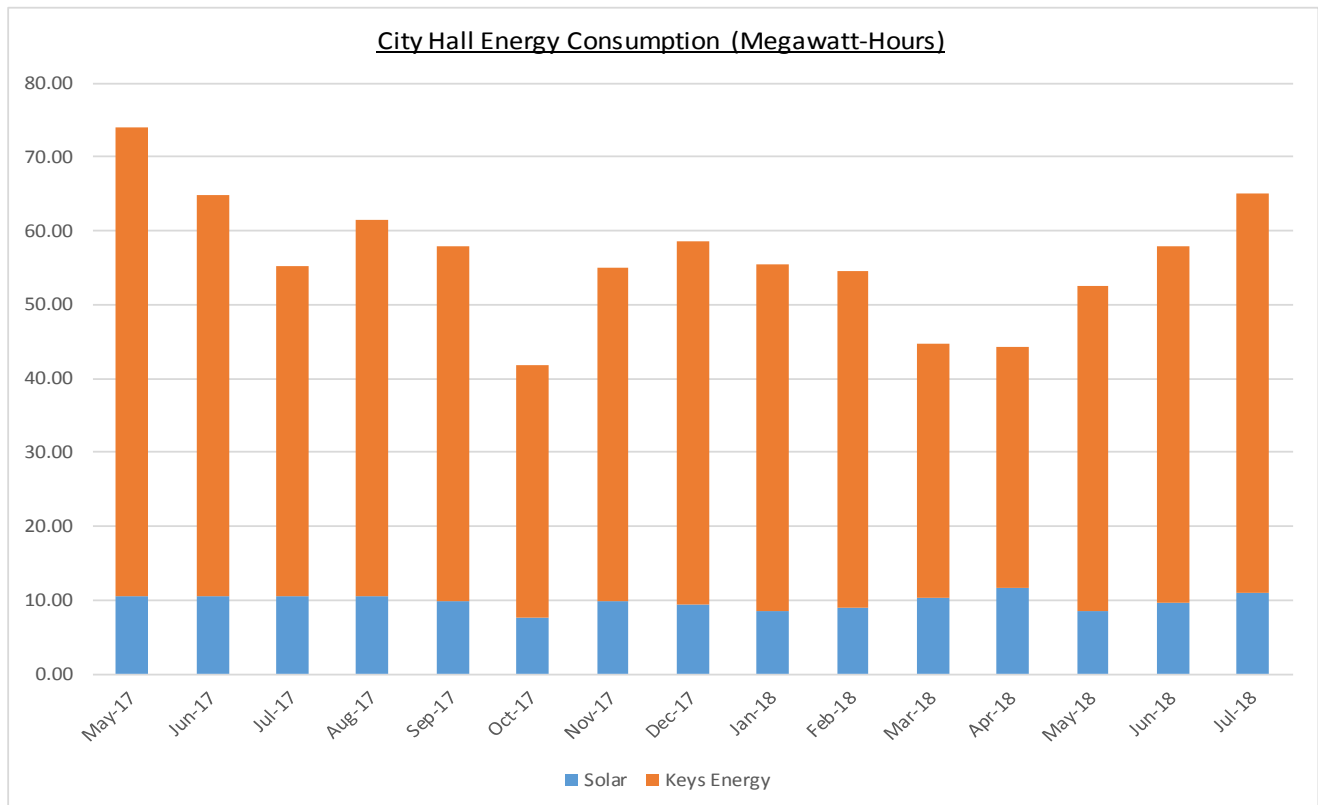
- Reductions in street lighting currently focused on duplicates and multiples at same location.
- Discussions underway with Keys Energy to replace Smathers Beach/S Roosevelt street lights with FWC-approved amber luminaires that will remain in service year-round.

Priority Assessments:

- City Hall Commissioning (HVAC, Lighting Controls) is continuing. Estimated completion during September 2018.
- Sports Fields dedicated metering.

City Hall at Glynn Archer Electrical (4302373-00):

- June 2018 electric usage (June 7 – July 6, 2018):
 - KEYS: 48,240 kWh 154kW Demand Cost: \$6,050
 - Solar: 9,718 kWh 16.8% of total energy consumption from solar.
- June 2017 electric usage:
 - KEYS: 54,480 kWh 151kW Demand Cost: \$6,976
 - Solar: 10,473 kWh 16.0 % of total energy consumption from solar.
- July 2018 electric usage (July 6 – August 6, 2018):
 - KEYS: 54,240 kWh 161kW Demand Cost: \$6,673
 - Solar: 10,845 kWh 16.7% of total energy consumption from solar.
- July 2017 electric usage:
 - KEYS: 44,460 kWh 151kW Demand Cost: \$6,263
 - Solar: 10,208 kWh 18.7% of total energy consumption from solar.



- 12-month energy averages to-date – August 2017 through July 2018:
 - Solar 9.6 kWh per month – 17.8% of total.
 - Utility 44.5kWh per month – 82.2% of total.

City Hall at Glynn Archer Water (FKAA 500521-021545):

- June 2018 water usage:
 - 163,980 gal Cost: \$1,603
- June 2017 water usage:
 - 216,918 gal Cost: \$2,263
- July 2018 water usage:
 - 152,612 gal Cost: \$1,465
- July 2017 water usage:
 - 212,029 gal Cost: \$2,127

3rd Quarter Objectives:

- Obtain quotes for permanent energy monitoring equipment at City Hall at Glynn Archer.
- Modify City Hall cistern pumping configuration to maximize access to full capacity.
- Minor programming improvements to City Hall Lutron lighting control system.

4th Quarter Objectives:

- Energy audit utilizing monitoring equipment at City Hall at Glynn Archer.
- Energy Manager certification (seminar & exam).
- Turtle-friendly lights installed S. Roosevelt Blvd. / Smathers Beach.
- Separate metering for athletic field lighting (due to account reclass and demand billing).
 - Estimated budget \$5,000 (funded in FY2019 budget).
- Minor controls additions to City Hall Lutron lighting control system.
 - Estimated budget \$2,000 (funded in FY2019 budget).
- Install permanent energy monitoring equipment at City Hall at Glynn Archer.
 - Supplement existing Building Automation System already capable of energy monitoring.
 - Estimated budget \$8,000 (funded in FY2018/2019 budget).

The following two pages depict that both water and power usage reporting has been brought fully up-to-date in **portfoliomanager.energystar.gov**, a commitment made as part of the new City Hall facility's LEED submittal.

Key West City Hall

1300 White St., Key West, FL 33040 | [Map It](#)

Portfolio Manager Property ID: 6383481

Year Built: 2016

[Edit](#)Not eligible to apply for
ENERGY STAR
Certification**ENERGY STAR Score (1-100)****Current Score: 86****Baseline Score: 73**

Summary

Details

Energy

Water

Waste & Materials

Goals

Design

Meter Summary

2 Energy Meters Total

2 - Used to Compute Metrics

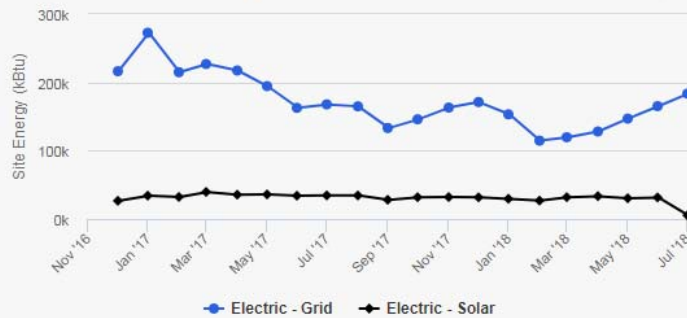
[Add A Meter](#)Current Energy Date
Jun 30, 2018[Enter Your Bills](#)

Four Ways to Enter Bill Data

1. Manually
2. Use our [simple spreadsheet](#) (one meter) to upload or Copy/Paste
3. Use our [complex spreadsheet](#) (multiple meters + multiple properties)
4. [Find an organization](#) to electronically enter your data into Portfolio Manager

Your Property is: [Edit](#)[Help](#) A Single Building

Energy Use by Calendar Month

[Export Data by Calendar Month](#)

Meters - Used to Compute Metrics (2)

[Add A Meter](#)[Change Meter Selections](#)[View as a Diagram](#)

Name Meter ID	Energy Type	Most Recent Bill Date	In Use? (Inactive Date)
Grid Meter 99967 43700074	Electric - Grid	08/06/2018	Yes
Solar Meter 101941 43700075	Electric - Solar	07/06/2018	Yes

Key West City Hall

1300 White St., Key West, FL 33040 | [Map It](#)

Portfolio Manager Property ID: 6383481

Year Built: 2016

[Edit](#)



ENERGY STAR Score (1-100)

Current Score: 86

Baseline Score: 73

Summary

Details

Energy

Water

Waste & Materials

Goals

Design

Water Use Intensity (All Water Sources) (gal/ft²)

Current WUI: 43.0

Baseline WUI: [N/A](#)

Meter Summary

2 Water Meters Total

1 - Used to Compute Metrics

1 - Not Used in Metrics

[Add A Meter](#)

Current Water Date
Jun 30, 2018

[Enter Your Bills](#)

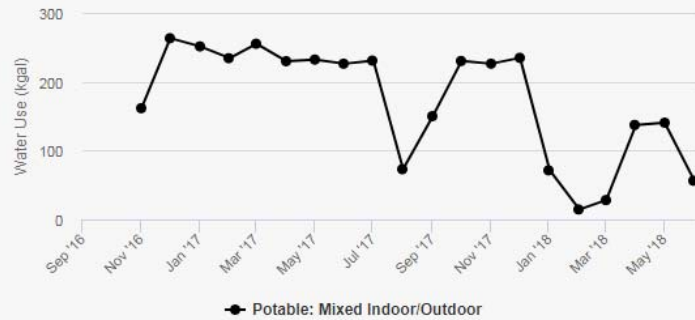
Four Ways to Enter Bill Data

Help

Manually

2 Use our simple spreadsheet (one

Water Use by Calendar Month



[Export Data by Calendar Month](#)

Water Meters - Used to Compute Metrics (1)

[Add A Meter](#)

[Change Meter Selections](#)

[View as a Diagram](#)

Name Meter ID	Water Meter Type	Most Recent Bill Date	In Use? (Inactive Date)
FKAA 1541372472 46352219	Potable: Mixed Indoor/Outdoor	07/09/2018	Yes