

STAFF REPORT

DATE: June 26, 2019

RE: **806 Eaton Street (permit application # T2019-0292)**

FROM: Karen DeMaria, City of Key West Urban Forestry Manager

An application was received requesting the removal of **(1) Sandbox tree**. A site inspection was done and documented the following:

Tree Species: Sandbox (Hura crepitans)



Google aerial photo showing location of tree.



Photo of Sandbox tree, view 1.



Photo of sandbox tree trunk, view 2.



Photo of tree canopy, view 2.



Photo of tree canopy, view 3.



Photo of tree canopy, view 4.



Photo of tree trunk view 3.



Photo of tree trunk, view 4.



Photo of base of tree, view 1.



Photo of base of tree view 2.



Photo of tree trunk, view 5.



Photo of tree trunk, view 6.

Diameter: 23.8"

Location: 80% (along a walkway next to a fence in the back yard area)

Species: 50% (not on protected or not protected tree list)

Condition: 70% (fair to good)

Total Average Value = 66%

Value x Diameter = 15.7 replacement caliper inches

Additional Information

Gardening Know How - <https://www.gardeningknowhow.com>

What Is A Sandbox Tree: Information About Sandbox Tree Exploding Seeds

Considered one of the most dangerous plants in the world, the sandbox tree isn't suitable for home landscapes, or any landscape actually. That being said, it is an interesting plant and one that deserves understanding. Read on to learn more about this deadly, but intriguing, tree.

What Is a Sandbox Tree?

A member of the spurge family, the sandbox tree (*Hura crepitans*) grows 90 to 130 feet tall in its native environment. You can easily recognize the tree by its gray bark covered with cone-shaped spikes. The tree has distinctly different male and female flowers. Once fertilized, the female flowers produce the pods containing the sandbox tree's exploding seeds.

Sandbox tree fruit looks like little pumpkins ^[1], but once they dry into seed capsules, they become ticking time bombs. When fully mature, they explode with a loud bang and fling their hard, flattened seeds at speeds of up to 150 miles per hour and distances of over 60 feet. The shrapnel can seriously injure any person or animal in its path. As bad as this is, the exploding seed pods are only one of the ways that a sandbox tree can inflict harm.

Where Does the Sandbox Tree Grow?

The sandbox tree is native primarily to tropical parts of South America and the Amazonian Rainforest, although it is sometimes found in tropical parts of North America. In addition, it has been introduced into Tanzania in Eastern Africa, where it is considered invasive.

The tree can only grow in frost-free areas similar to U.S. Department of Agriculture plant hardiness zones ^[2] 10 and 11. It needs moist, sandy-loamy soil in an area with full or partial sun ^[3].

Sandbox Tree Poison

The fruit of the sandbox tree is poisonous, causing vomiting, diarrhea and cramps if ingested. The tree sap is said to cause an angry red rash, and it can blind you if it gets in your eyes. It has been used to make poison darts.

Although very poisonous, parts of the tree have been used for medicinal purposes:

- Oil extracted from the seeds acts as a purgative.
- The leaves are said to treat eczema.
- When properly prepared, extracts are said to treat rheumatism and intestinal worms.

Please **don't try any of these treatments at home**. In order to be safe and effective, they must be expertly prepared and applied by a healthcare professional.

Additional Sandbox Tree Facts

- Central and South American natives use dried sections of seed pods, seeds and tree spikes to make jewelry. The sections of seed pod are comma-shaped and ideal for carving little dolphins and porpoises.
- The tree gets its name from little bowls made from the fruit that were once used to hold fine, dry sand. The sand was used for blotting ink before the time of blotting paper. Other names include monkey's dinner bell, monkey's pistol, and possumwood.
- You should **never plant a sandbox tree**. It is too dangerous to have around people or animals, and when planted in isolated areas it is likely to spread.

Disclaimer: The contents of this article is for educational and gardening purposes only. It is not intended for treatments or planting of any kind. Before using ANY herb or plant for medicinal purposes, please consult a physician or a medical herbalist for advice.

Article printed from Gardening Know How: <https://www.gardeningknowhow.com>

URL to article: <https://www.gardeningknowhow.com/ornamental/trees/sandbox-tree/sandbox-tree-information.htm>

URLs in this post:

Application



T2019-0292

Tree Permit Application

Date: 6-13-19

Please Clearly Print All Information unless Indicated otherwise.

Tree Address 806 Eaton Street
Cross/Corner Street William St
List Tree Name(s) and Quantity Sand box Tree (Hura crepitans) one
Species Type(s) check all that apply () Palm () Flowering () Fruit () Shade () Unsure
Reason(s) for Application:

(X) REMOVE () Tree Health (X) Safety (X) Other/Explain below
() TRANSPLANT () New Location () Same Property () Other/Explain below
() HEAVY MAINTENANCE () Branch Removal () Crown Cleaning/Thinning () Crown Reduction

Other/Explain

Reason for Request Spikes on trunk pose pedestrian hazard. And face droppings cause respiratory distress.

Property Owner Name MATHEWS DEVELOPMENT CO, INC.
Property Owner eMail Address BRANDON A DEMANDO.NET
Property Owner Mailing Address 3320 W CNTY HWY 30A
Property Owner Mailing City SANTA ROSA BEACH State FL Zip 32459
Property Owner Phone Number (305) 304-1620
Property Owner Signature M. Mathews V.P.

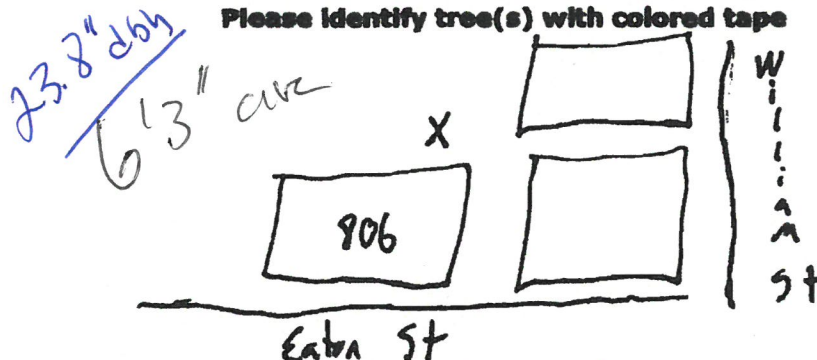
Representative Name Paul Gomer ISA #FL-9451A
Representative eMail Address pgomer@laistone.com
Representative Mailing Address Po Box 405
Representative Mailing City Islamorada State FL Zip 33036
Representative Phone Number (305) 282-7229

NOTE: A Tree Representation Authorization form must accompany this application if someone other than the owner will be representing the owner at a Tree Commission meeting or picking up an issued Tree Permit.


Tree Representation Authorization form attached ()

<<<<< Sketch location of tree in this area including cross/corner Street >>>>>

Please identify tree(s) with colored tape



If this process requires blocking of a City right-of-way, a separate ROW Permit is required. Please contact 305-809-3740.



T2019-0292

Tree Representation Authorization

Date: 6-18-19

Attendance at the Tree Commission meeting on the date when your request will be discussed is necessary in order to expedite the resolution of your application. This Tree Representation Authorization form must accompany the application if the property owner is unable to attend or will have someone else pick up the Tree Permit once issued.

Please Clearly Print All Information unless indicated otherwise.

Tree Address 806 EATON ST., KWF 33040

Property Owner Name MATHEWS DEVELOPMENT CO.
 Property Owner eMail Address BRANDON@DIMANDO.NET
 Property Owner Mailing Address 3320 W. CNTY HWY 30A
 Property Owner Mailing City SANTA ROSA BEACH State FL Zip 32459
 Property Owner Phone Number (305) 304-1620
 Property Owner Signature M.I. Mathews Jr. V.P.

Representative Name S. BRANDON DIMANDO
 Representative eMail Address BRANDON@DIMANDO.NET
 Representative Mailing Address 802 EATON ST #5, 1
 Representative Mailing City KEY WEST State FL Zip 33040
 Representative Phone Number (305) 304-1620

MAX MATHEWS JR V.P., hereby authorize the above listed agent(s) to represent me in the matter of obtaining a Tree Permit from the City of Key West for my property at the tree address above listed. You may contact me at the telephone listed above is there is any questions or need access to my property.

Property Owner Signature M.I. Mathews Jr. V.P.

The forgoing instrument was acknowledged before me on this 18 day June.

By (Print name of Affiant) Max Mathews Jr who is personally known to me or has produced _____ as identification and who did take an oath.

NOTARY PUBLIC


Sign Name: Lynn Ann Kennedy

Notary Public - State of Florida (seal)

Print Name: Lynn Ann KennedyMy Commission Expires: 1/25/2020

Updated: 02/22/2014





T2019-0292

Tree Representation Authorization

Date: 6-18-19

Attendance at the Tree Commission meeting on the date when your request will be discussed is necessary in order to expedite the resolution of your application. This Tree Representation Authorization form must accompany the application if the property owner is unable to attend or will have someone else pick up the Tree Permit once issued.

Please Clearly Print All Information unless indicated otherwise.

Tree Address 806 Eaton Street

Property Owner Name Mathews Development Co

Property Owner eMail Address BRANDON@DEMANDO.NET

Property Owner Mailing Address 3320 W CINTY HWY 30A

Property Owner Mailing City Santa Rosa Beach State FL Zip 32459

Property Owner Phone Number (305) 304-1620

Property Owner Signature M. J. Mathews V.P.

Representative Name Paul Gomez, ISA #FL-9451A

Representative eMail Address PGOMER@LAISLATREE.COM

Representative Mailing Address P.O. Box 405

Representative Mailing City Islamorada State FL Zip 33036

Representative Phone Number (305) 283-7229

I, MAX MATHEWS JR V.P., hereby authorize the above listed agent(s) to represent me in the matter of obtaining a Tree Permit from the City of Key West for my property at the tree address above listed. You may contact me at the telephone listed above if there is any questions or need access to my property.

Property Owner Signature M. J. Mathews V.P.

The foregoing instrument was acknowledged before me on this 18 day June.

By (Print name of Affiant) Max Mathew Jr who is personally known to me or has produced _____ as identification and who did take an oath.

NOTARY PUBLIC

Sign Name: Lynn Ann Kennedy Notary Public - State of Florida (seal)

Print Name: Lynn Ann Kennedy

My Commission Expires: 1/25/2020

Updated: 02/22/2014



Karen DeMaria

From: Paul Gomer <pgomer@laislatree.com>
Sent: Tuesday, June 18, 2019 5:44 PM
To: Karen DeMaria
Subject: Re: Tree Permit Application 806 Eaton St
Attachments: Dimando 2.pdf

Karen,

My tree rep auth form attached. Brandon filled one as well since the property is organized under a corp.

Thanks,

Paul Gomer
Operations Director
ISA Certified Arborist FL-9451A
State of Florida Professional Mangrove Trimmer (PMT)
La Isla Tree Care Company
305-783-7229

From: Paul Gomer
Sent: Tuesday, June 18, 2019 3:23 PM
To: Karen DeMaria
Subject: Re: Tree Permit Application 806 Eaton St

The tree seems to be good health. Information regarding the respiratory issues comes from the owner, Brandon. He will also be at the meeting to answer any questions.

I'll get that authorization form to you asap. I know there's an upcoming deadline.

Paul Gomer
Operations Director
ISA Certified Arborist FL-9451A
State of Florida Professional Mangrove Trimmer (PMT)
La Isla Tree Care Company
305-783-7229

From: Karen DeMaria <kdemaria@cityofkeywest-fl.gov>
Sent: Tuesday, June 18, 2019 10:25 AM
To: Paul Gomer
Subject: RE: Tree Permit Application 806 Eaton St

I need the attached form signed and notarized if you are going to represent the property owner at the Tree Commission meeting. Also, additional information regarding the health of the tree would be helpful. Sandbox trees are fairly common in Key West. What information do you have regarding respiratory distress caused by the tree droppings?

Sincerely,

Karen

From: Paul Gomer <pgomer@laislatree.com>
Sent: Tuesday, June 18, 2019 8:20 AM
To: Karen DeMaria <kdemaria@cityofkeywest-fl.gov>
Subject: Tree Permit Application 806 Eaton St

Karen,

Tree permit application attached for 806 Eaton St.

Thanks,

Paul Gomer
Operations Director
ISA Certified Arborist FL-9451A
State of Florida Professional Mangrove Trimmer (PMT)
La Isla Tree Care Company
305-783-7229