

STAFF REPORT

DATE: September 27, 2019

RE: Administrative Hearing for 707-709 Truman Avenue

FROM: Karen DeMaria, City of Key West Urban Forestry Manager

On August 12, 2019, during a site visit of the property, I noticed damage to a Royal Poinciana tree located at the corner of Truman and Elizabeth Streets. It appeared as though a few of the main branches of the tree had been hit with something causing the removal of bark. At the time, no tree protection had been placed on the property. The construction manager, Joel Dos Santos, was verbally notified of the issue. Subsequent conversations with representatives of the property resulted in tree protection finally being placed around all the trees that are to remain on site.

On August 28, 2019, I received an e-mail with photos of the same area showing two large trenches dug in the critical root zone area of the Royal Poinciana tree. One trench runs along the sidewalk area of Truman Avenue and one trench runs diagonal across the parking area toward an electrical box next to an existing building. Photos show several large roots that had been torn. A review of building permits indicates Gary's Plumbing & Fire Inc and Check Electric are/were doing work on the property. Photos show several Gary's Plumbing & Fire vehicles in the area.

Permits are required to cut roots within the critical root zone of regulated trees (10 ft out from the base of the tree or the dripline of the canopy). A site inspection indicated that excavation work had been done within 3 ft of the base of the tree. Sec 110-C.4 states that "trenching of any kind shall not be done within the dripline of any tree. Only mechanical or auger type equipment shall be used to place conduit under a tree root system."

The construction manager for the site, Joel Dos Santos, was cited due to the initial tree abuse damage to the tree and lack of tree protection. Check Electric and Gary's Plumbing were cited for the trenching work. At this time it is not know who actually did the trench work and tore the tree roots. E-mail copies of the administrative notice were also sent to the project arborist, Michael McCoy, and representatives for the property owner.



Photo of Royal Poinciana tree showing branch damage and no tree protection, view 1.



Photo of Royal Poinciana tree showing branch damage and no tree protection, view 2. Note orange mesh covering pipe.



Photo of Royal Poinciana tree showing branch damage and no tree protection, view 3.



Close up photo of Royal Poinciana tree showing damage.



Two photos showing base area of Royal Poinciana tree. Note orange mesh fencing covering pipe and evidence of recent excavation work near base of tree.





Photo of new electrical service area near building.



Photo showing excavation work through sidewalk area close to tree and placement of construction fence.



Photo showing tree protection around Royal Poinciana tree and evidence of recent excavation work around pipe sticking out of the ground (fire system?).




Wide view photo of Royal Poinciana tree and work area.



Wide view photo of electrical service work area.

ADDITIONAL INFORMATION



T2019-0388

Tree Permit Application

Date: 8/21/19

Please Clearly Print All Information unless indicated otherwise.

Tree Address 725 TRUMAN AVE
Cross/Corner Street ELIZABETH/TRUMAN
List Tree Name(s) and Quantity FRANGIPANI/PLUMERIA RUBRA
Species Type(s) check all that apply () Palm ☒ Flowering () Fruit () Shade () Unsure
Reason(s) for Application:

☒ REMOVE ☒ Tree Health () Safety () Other/Explain below
() TRANSPLANT () New Location () Same Property () Other/Explain below
() HEAVY MAINTENANCE () Branch Removal () Crown Cleaning/Thinning () Crown Reduction
Additional Information and Explanation DAMAGED + IMPROPERLY PRUNED, CANOPY UNBALANCED TO ONE SIDE HEAVILY

Property Owner Name KHP IV KEY WEST LLC (KEN REYNOLDS)
Property Owner eMail Address KEN.REYNOLDS@KHPCL.COM
Property Owner Mailing Address 101 CALIFORNIA ST, STE 980
Property Owner Mailing City SAN FRANCISCO State CA Zip 94111
Property Owner Phone Number (415) 944-1557
Property Owner Signature

Representative Name JOEL DOS SANTOS
Representative eMail Address JOEL@jdsconstruction.com
Representative Mailing Address 8 CANNON ROYAL DRIVE
Representative Mailing City KEY WEST State FL Zip 33040
Representative Phone Number (305) 923-1796

NOTE: A Tree Representation Authorization form must accompany this application if someone other than the owner will be representing the owner at a Tree Commission meeting or picking up an issued Tree Permit.

Tree Representation Authorization form attached ()

<<<<< Sketch location of tree in this area including cross/corner Street >>>>>



If this process requires blocking of a City right-of-way, a separate ROW Permit is required. Please contact 305-809-3740.

Elec.

COMBINATION APPLICATION: FLOODPLAIN, CONSTRUCTION AND HARC

\$50.00 APPLICATION FEE NON-REFUNDABLE



City of Key West

1300 WHITE ST.
KEY WEST, FLORIDA 33040

Phone: 305.809.3956

www.cityofkeywest-fl.gov

HARC PERMIT NUMBER	BUILDING PERMIT NUMBER Bldg-1845	INITIAL & DATE 5/23/19 GHU
FLOODPLAIN PERMIT	ZONING	REVISION #
FLOOD ZONE	PANEL #	ELEV. L. FL.
SUBSTANTIAL IMPROVEMENT		YES NO %

ADDRESS OF PROPOSED PROJECT:

709 TRUMAN AVE

OF UNITS

RE # OR ALTERNATE KEY:

00020360-000000

NAME ON DEED:

KHP IV KEY WEST LLC

OWNER PHONE NUMBER

OWNER'S MAILING ADDRESS:

OWNER EMAIL

CITY

STATE

ZIP

CONTRACTOR COMPANY NAME:

CHECK ELECTRIC

CONTR. PHONE NUMBER

3052923369

CONTRACTOR'S CONTACT PERSON:

KAREL BUBLAK

CONTR. EMAIL

CHECK@CHECKELECTRICLLC.COM

ARCHITECT / ENGINEER'S NAME:

A/E PHONE NUMBER

ARCHITECT / ENGINEER'S ADDRESS:

A/E EMAIL

AUTHORIZED AGENT'S NAME:

AGENT PHONE NUMBER

AGENT'S ADDRESS:

AGENT EMAIL

HARC: PROJECT LOCATED IN HISTORIC DISTRICT OR IS CONTRIBUTING: ☐ YES ☐ NO (SEE PART C FOR HARC APPLICATION.)

CONTRACT PRICE FOR PROJECT OR EST. TOTAL FOR MAT'L, LABOR, OH & PROFIT:

8,400.00

FLORIDA STATUTE 837.06: WHOEVER KNOWINGLY MAKES A FALSE STATEMENT IN WRITING AND WITH THE INTENT TO MISLEAD A PUBLIC SERVANT IN THE PERFORMANCE OF HIS OR HER OFFICIAL DUTY SHALL BE GUILTY OF A MISDEMEANOR OF THE SECOND DEGREE PUNISHABLE PER SECTION 775.082 OR 775.083.

DETAILED, SPECIFIC PROJECT DESCRIPTION... (The applicant further hereby acknowledges that the scope of work as described shall be the scope of work that is permitted by the City. Should further action be taken by the City for exceeding the scope of the description of work as described herein versus the scope of work shown on the plans or other documents submitted with the application, the DESCRIPTION of work shall be controlling.)

INSTALLATION/WIRING OF NEW OVERHEAD ELECTRICAL SERVICE. INSTALL 400A/240V/1PH OVERHEAD SERVICE RISER, 400A METER COMBO WITH TWO (2) 200A BREAKERS, 200A/240V/1PH BREAKER PANEL, CONNECTING OF EXISTING PANELS TO NEW SERVICE, AND INSTALL NEW GROUNDING SYSTEM.

Printed name of property owner or agent or licensed contractor.

Karel Bublak

Signature.

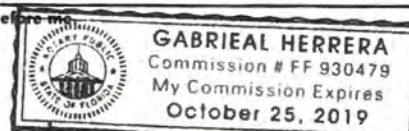
[Handwritten Signature]

Notary Signature as to applicant. State of Florida, County of Monroe, Sworn to and subscribed before me.


[Handwritten Notary Signature]

Personally known or produced

as identification.



Official Use Only:



Chelsea House

Application For Fire Protection Permit

(OFFICE USE ONLY)

THE CITY OF KEY WEST

3140 Flagler Ave. Key West Fl. 33040
Phone: 305-809-3956 Fax: 305-809-3978

Note: All owner builders must apply in person and be present at time of all inspections

At Time of submittal a \$40 application fee is due.

BLD2019-2096

Street Address of proposed construction:

709 Truman Key West, FL 33040

Property owners name as appears on deed:

KHP IV Key West LLC

Phone #:

Property owner's mailing address:

101 California St. Ste 980, San Francisco, CA 94111

E-mail:

Contractors name:

Gary's plumbing + fire Inc.

Phone #:

305-296-6013

Contractor's address:

6409 2nd Terrace Suite 1 Key West FL 33040

E-Mail:

garysplumbing1@aol.com

Detailed Description of Work:

Install fire sprinkler system

FEE SCHEDULE

DESCRIPTION	QTY	UNIT PRICE	EXTENDED PRICE
Underground Piping		\$30.00	
Water Connection		\$30/1000	
Total # of Heads	71	\$ 0.50	
Ansul System		\$30/1000	
Alarm System		\$30/1000	
Please Circle One Of The Following:			
Fire Alarm System			
Sprinkler System			
MINIMUM FEE \$50.00			
TOTAL		\$	

Estimated Cost of Work

\$ 69,960

HARC

Warning to owner: Your failure to record a notice of commencement may result in your paying twice for improvements to your property. If you intend to obtain financing, consult with your lender or an attorney before recording your notice of commencement.

I as owner or contractor of record for this project agree that I will comply with the provisions of Florida Statute 469.003 and to notify the Department of Environmental Protection of my intent to demolish/renovate a structure and remove asbestos, when applicable, in accordance with state and federal law.

I hear by certify that I have read and examined this application and know that same to be true and correct. All provisions of laws and ordinances governing this type of work will be complied with, whether specified herein or not. The granting of a permit does not presume to give authority to violate or cancel the provisions of any local, state or federal laws regulating construction or the performance of construction.

"Notice: In addition to the requirements of this permit, there may be DEED RESTRICTIONS and/or additional restrictions applicable to this property that may be found in the public records of this county and there may be additional permits required from other government entities such as water management districts, state agencies or federal agencies."

Chapter 837.06 F.S. False Official Statements- Whoever knowingly makes a false statement in writing with the intent to mislead a public servant in the performance of his or her official duty shall be guilty of a misdemeanor of the second degree punishable as provided in s. 775.082 or s. 775.083

I have obtained all necessary approvals from Associations, Government Agencies, H.A.R.C. and other parties as applicable, in order to complete the above described work.

Owner Printed Name: Joe Dos Santos

Owners Signature:

State of Florida County of Monroe

Sworn to and scribed before me this 6th day of June, 2019

by:

(seal)

Personally known
or Produced Identification

Building Official, Assistant Building Official
or Plan Reviewer

Cost of Permit: \$

Reviewed for issuance of permit

I have obtained all necessary approvals from Associations, Government Agencies, H.A.R.C. and other parties as applicable, in order to complete the above described work.

Qualifiers Printed Name: Ward Luther

Qualifiers Signature:

State of Florida County of Monroe

Sworn to and scribed before me this 6th day of June, 2019

by:

(seal)

Personally known
or Produced Identification
(office use only)

\$ 2100; - 6996, 2170, 32

F.D.



THE CITY OF KEY WEST

1300 White Street, Key West, Florida 33040

PERMIT NUMBER

BLD2019-2096

FLOODPLAIN FIRE SPRINKLER SYSTEM PERMIT

PERMIT TYPE: FIRE SPRINKLER SYSTEM

Issued: 6/19/2019

PERMIT SUB TYPE : COMMERCIAL

Expires: 6/8/2021

Application By: GARY'S PLUMBING AND FIRE (FIRE
6409 2ND TERR STOCK ISLAND
KEY WEST, FL 33040

On Property Of:: 709 TRUMAN AVE

Scope of Work

Install fire sprinkler system. **NOC required**

WARNING TO OWNERS

YOUR FAILURE TO RECORD A NOTICE OF COMMENCEMENT MAY RESULT IN YOUR PAYING TWICE FOR IMPROVEMENTS TO YOUR PROPERTY. IF YOU INTEND TO OBTAIN FINANCING, CONSULT WITH YOUR LENDER OR AN ATTORNEY PRIOR TO RECORDING YOUR NOTICE OF COMMENCEMENT.

Notice: In addition to the requirements of this permit, there may be additional restrictions applicable to this property that may be found in the public records of this county, and there may be additional permits required from other governmental entities such as water management districts, state agencies, or federal agencies.

- This card and approved plans must be posted in a location clearly visible from the street.
- The location of construction must have posted a clearly legible address visible from the street.

PERMIT VOID IF CONSTRUCTION IS NOT STARTED WITHIN 180 DAYS.
Commercial construction allowed M-F 8:00 am – 7:00 pm, Saturday 9:00 am – 5:00 pm.

INSPECTIONS

Type _____
Approved _____ By _____
Date ____/____/____

Type _____
Approved _____ By _____
Date ____/____/____

****FINAL****
Approved _____ By _____
Date ____/____/____

Building Official:

Issued By: Marybeth Barter

Date: 6/19/2019

HANGER SPACING						
SIZE	1"	1 1/4"	1 1/2"	2"	4"	NOTES
STEEL PIPE	12'-0"	12'-0"	12'-0"	12'-0"	10'-0"	-----
CPVC	6'-0"	6'-0"	6'-0"	NA	NA	ONLY FLARRED CLAMPS OR HANGERS, NONE ON FITTINGS

REQUIREMENTS FOR WATER BASED FIRE PROTECTION SYSTEM FOR CHELSEA HOUSE RENOVATION

TYPE OF BUILDING -- TYPE VB CONSTRUCTION. SEE STRUCTURAL DRAWINGS FOR SPECIFIC CONSTRUCTION LOCATION TYPE AND MATERIALS. STRUCTURE SHALL BE VERIFIED AND THESE DRAWINGS SHALL BE SIGNED OFF BY THE STRUCTURAL ENGINEER. STRUCTURE IS CAPABLE AND OR DESIGNED TO CARRY THE LOAD OF THE SPRINKLER SYSTEM. STRUCTURAL IS NOT UNDER THE SCOPE OF THESE DRAWINGS.

AREA OF BUILDING -- APPROXIMATELY 4800 SQUARE FEET (3 STORIES)

BUILDING OCCUPANCY -- BUILDING IS RESIDENTIAL "R" DESIGNED IN ACCORDANCE WITH THE FLORIDA BUILDING CODE 2012, NFPA 13R (2013), NFPA 24 (2013), NFPA 25 (2014)

SYSTEM DESIGN

1) SYSTEM TO BE AUTOMATIC WET PIPE SPRINKLER SYSTEM

2) MINIMUM REQUIREMENTS PER 61G15

A) POINT OF SERVICE SHALL BE AS SHOWN ON PLAN.

B) SYSTEM SHALL BE DESIGNED TO CONFORM WITH NFPA 13 (2013), 24 (2013).

C) AREA OF HAZARD IS LIGHT HAZARD FOR ALL PORTIONS OF THE BUILDING OTHER THAN STORAGE AND MECHANICAL ROOMS WHICH SHALL BE FOR ORDINARY HAZARD 1.

D) SPRINKLER DISCHARGE DENSITY SHALL BE A MINIMUM OF 0.05 GPM/SQFT FOR RESIDENTIAL AREAS.

E) SEE SITE PLAN FOR MAIN LOCATION AND SIZE. MAIN WATER SUPPLY IS A CIRCULATING TYPE SYSTEM. AS THIS IS A PUBLIC MAIN WATER IS A RELIABLE SOURCE AND DURATION EXCEEDS 120 MINUTES. (SITE PLAN IS NOT COVERED UNDER THE SCOPE OF THESE DRAWINGS AND SHALL BE PERFORMED BY OTHERS. THE INTENT OF THESE DRAWINGS ARE TO STUB OUT OF THE BUILDING TO 12" AFG LEVEL FOR FINAL CONNECTION TO THE SITE CONTRACTOR'S WORK).

F) HYDRAULIC DATA -- .55 PSI STATIC, .50 PSI @ .974" GPM FLOW FROM HYDRANT. TEST PERFORMED 12/19/18 BY FKA.

G) SEE RISER DETAIL FOR VALVING AND ALARM REQUIREMENTS. FIRE ALARM SHALL BE DESIGNED, PERMITTED AND INSTALLED BY OTHERS AND IS NOT UNDER THE SCOPE OF THIS WORK.

H) MICROBIAL INDUCED CORROSION WILL NOT BE A FACTOR FOR THIS SYSTEM.

I) BACKFLOW PREVENTER SHALL BE EQUAL TO AMES 5000SS, REDUCED PRESSURE DETECTOR CHECK. PRESSURE DROP SHALL NOT EXCEED 12 PSI PER HYDRAULIC CALCULATIONS.

J) SITE FIRE PROTECTION IS NOT UNDER THE SCOPE OF THESE DRAWINGS. PLEASE REFER TO OVERALL SITE PLAN SUBMITTED SEPARATELY.

K) A FIRE PUMP IS NOT REQUIRED FOR THIS PROJECT.

L) A WATER STORAGE TANK IS NOT REQUIRED FOR THIS PROJECT

M) OWNER SHALL BE PROVIDED BY THE FIRE PROTECTION CONTRACTOR A CERTIFICATE CONCERNING LIMITATIONS ON STORAGE FOR STORAGE AREAS. STORAGE SHALL BE CLASS I-IV, LESS THAN 13" AND GROUP A PLASTICS LESS THAN 5". GENERAL CONTRACTOR SHALL PROVIDE A PAINTED LINE FOR THE MAXIMUM STORAGE HEIGHT IN STORAGE AREAS. STORAGE MUST BE 18" OR MORE BENEATH BOTTOM OF HEADS. TYPE OF STORAGE IS MISCELLANEOUS.

3) CONTRACTOR'S SUBMITTALS THAT DEViate FROM THE ABOVE MINIMUM DESIGN PARAMETERS SHALL BE CONSIDERED MATERIAL DEVIATIONS AND MAY REQUIRE SUPPLEMENTAL ENGINEERING APPROVAL AND DOCUMENTATION.

4) THESE DRAWINGS ARE ENGINEERED SHOP DRAWINGS.

5) SPRINKLER TEMPERATURE RATINGS SHALL BE 155-F FOR ALL CONDITIONED AREAS, 200 DEGREES FOR EXTERIOR LOCATIONS, AND 280-F FOR WAREHOUSES.

6) SPACING SHALL NOT EXCEED 225 SOFT IN LIGHT HAZARD AREAS, 130 SOFT IN ORDINARY HAZARD AREA. EXTENDED COVERAGE HEADS MAY BE USED IN ACCORDANCE WITH THEIR LISTING.

7) FIRE SPRINKLER ALARM SYSTEM SHALL BE DESIGNED, INSTALLED AND PERMITTED BY OTHERS, AND IS NOT IN THE SCOPE OF WORK. FLOW DETECTOR AND TAMPER RESISTANT VALVES WILL BE SUPPLIED AND INSTALLED BY FIRE SPRINKLER CONTRACTOR AND WIRED BY ALARM CONTRACTOR.

8) SPRINKLER SYSTEM SHALL BE A SINGLE ZONED RISER

9) FIRE SPRINKLER PIPING SHALL BE AS FOLLOWS:

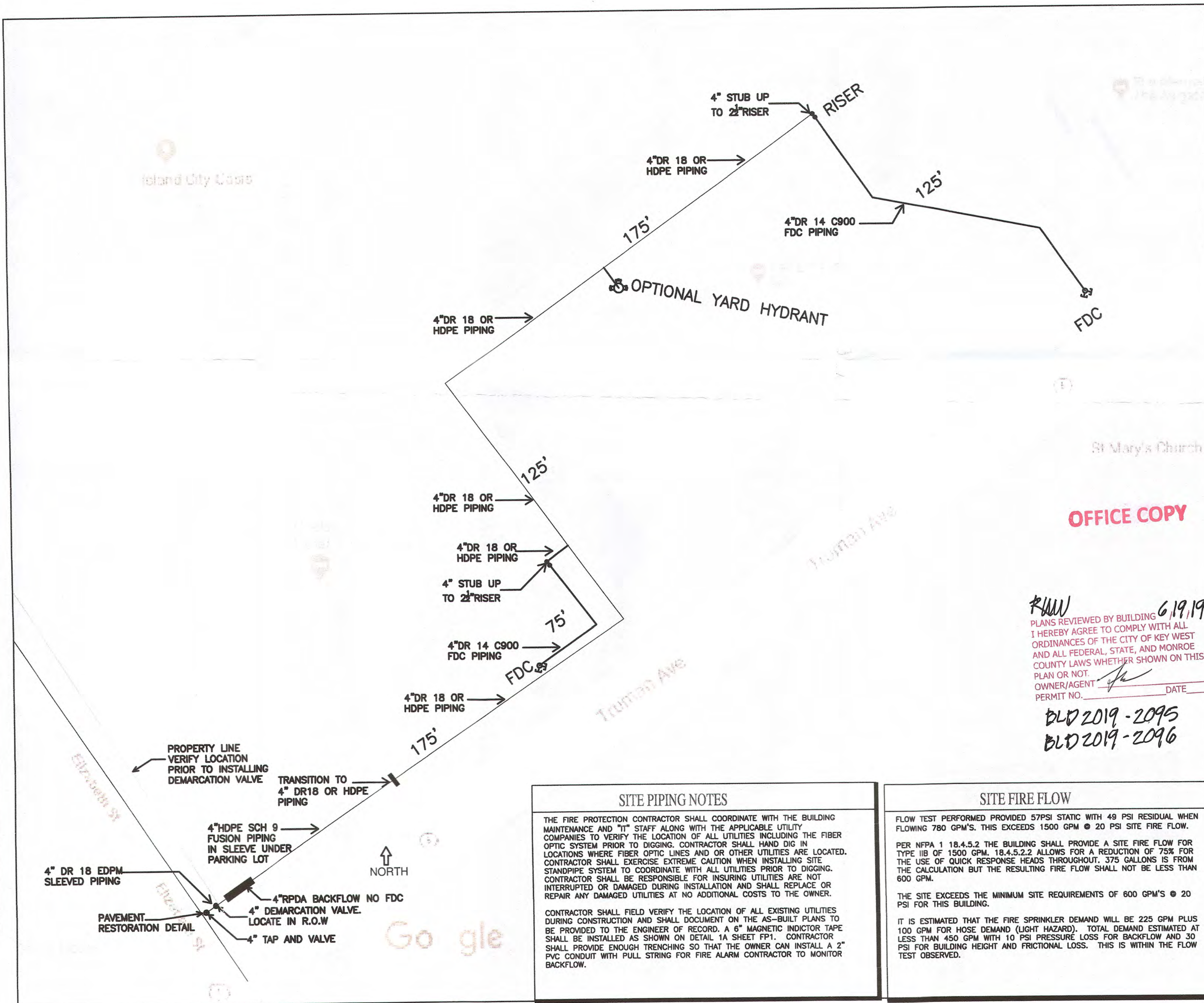
A. SEE SCHEMATIC SITE DETAIL THIS SHEET FOR UNDERGROUND PIPING

B. PIPING LESS THAN 2 1/2" SHALL BE SCHEDULE 40 BLACK STEEL THREADED OR SCH 10 BLACK STEEL GROOVED. PIPING 2 1/2" AND LARGER SHALL BE SCH 10 BLACK STEEL.

C. PIPING WHERE SHOWN DASHED IS ALLOWED TO BE CPVC

10) HANGERS SHALL BE INSTALLED IN ACCORDANCE WITH NFPA 13R CHAPTER 6. A

11) ACCEPTANCE TEST IN ACCORDANCE WITH NFPA13 (2013) CHAPTER (16)




PERMIT SET	
DWN BY:	KAG
SCALE:	AS NOTED
DATE:	06/03/19
DWG:	KAG

CHELSEA HOUSE RENOVATION

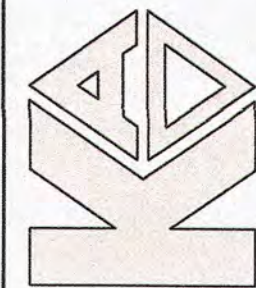
709 TRUMAN AVE KEY WEST FL 33040

GARY'S PLUMBING & FIRE INC

6409 2ND TERRACE WEST SUITE 1



**KAD ENGINEERING
& CONSULTING, LLC
14934 SKIPIACK LOOP
BRADENTON, FL 34202
PHONE: (941) 545-6407**



Sheet Description:

SITE
FIRE DETAILS

Sheet No.

FP0.1

PVC PIPE RESTRAINT JOINT SCHEDULE

LENGTH (L) TO BE RESTRAINED

NOMINAL PIPE SIZE (IN.)	HORIZONTAL BENDS			VERTICAL OFFSETS ¹ OR 45° BENDS (SEE NOTE 4)			REDUCER ²		TEES (NOTE 5)		
	90° BENDS (L)(FT.)	12.25° BENDS (L)(FT.)	11.25° BENDS (L)(FT.)	45° BENDS (L)(FT.)	45° BENDS (L)(FT.)	45° BENDS (L)(FT.)	(SIZE)	L FT.	RUN SIZE	BRANCH SIZE	L FT.
4	20	8	4	2	20	3	6 X 4	35	4"	4"	F.O.
6	28	10	5	2	28	4	8 X 6	35	6"	6"	F.O.
8	36	14	6	3	36	5	8 X 4	65	8"	8"	30"
10	40	16	7	3	40	6	10 X 8	35	8"	6" LESS	F.O.
12	40	18	8	4	45	6	10 X 8	65	10"	8"	48"
14	50	20	9	4	52	8	12 X 10	35	12"	10"	14"
14	56	23	10	5	60	9	12 X 8	65	12"	10"	14"
16	60	26	11	6	67	10	16 X 12	65	16"	8" LESS	F.O.
18	69	29	12	6	74	12	16 X 10	95	16"	12"	40"
20	75	32	13	7	80	13	20 X 18	35	20"	10" LESS	F.O.
24	76	33	15	7	81	14	20 X 16	65	20"	16"	80"
30	88	36	18	9	97	16	20 X 12	120	24"	12" LESS	F.O.
36	100	40	20	10	120	20	24 X 20	65	24"	20"	90"
42	115	48	23	11	125	24	24 X 18	95	24"	16"	40"
48	125	52	25	12	140	30	24 X 16	120	24"	12" LESS	F.O.

PVC PIPE RESTRAINT NOTES

1. THIS SCHEDULE SHALL BE UTILIZED ON ALL WATER, SEWER FORCE MAIN OR RECLAIMED WATER SYSTEMS. ALL FITTINGS SHALL BE RESTRAINED TO LENGTHS INDICATED ON THE ABOVE SCHEDULE, AT A MINIMUM.

2. ASSUMPTIONS: PVC PIPE, SAFETY FACTOR = 1.5, TEST PRESSURE = 150 PSI, SOIL = GM OR SM, TRENCH TYPE 3, DEPTH OF COVER = 36".

3. BENDS AND VALVES: SHALL BE RESTRAINED ON EACH SIDE OF FITTING.

4. VERTICAL OFFSETS: ARE APPROX. 3 FEET COVER ON TOP AND APPROX. 8 FEET COVER ON BOTTOM. PER THE DETAILS, LU IS THE RESTRAINED LENGTH FOR THE UPPER (TOP) LEVEL. LI IS THE RESTRAINED LENGTH FOR THE LOWER (DEEPER) LEVEL. ASSUME 45 DEGREE BENDS.

5. TEES: TOTAL LENGTH BETWEEN FIRST JOINTS OR RESTRAINED LENGTH ON EITHER SIDE OF TEE (RUN) SHALL BE A TOTAL DISTANCE OF 30 FEET (MIN) SEE SCHEDULE ABOVE FOR RESTRAINT LENGTH ON TEE "BRANCH" LINE.

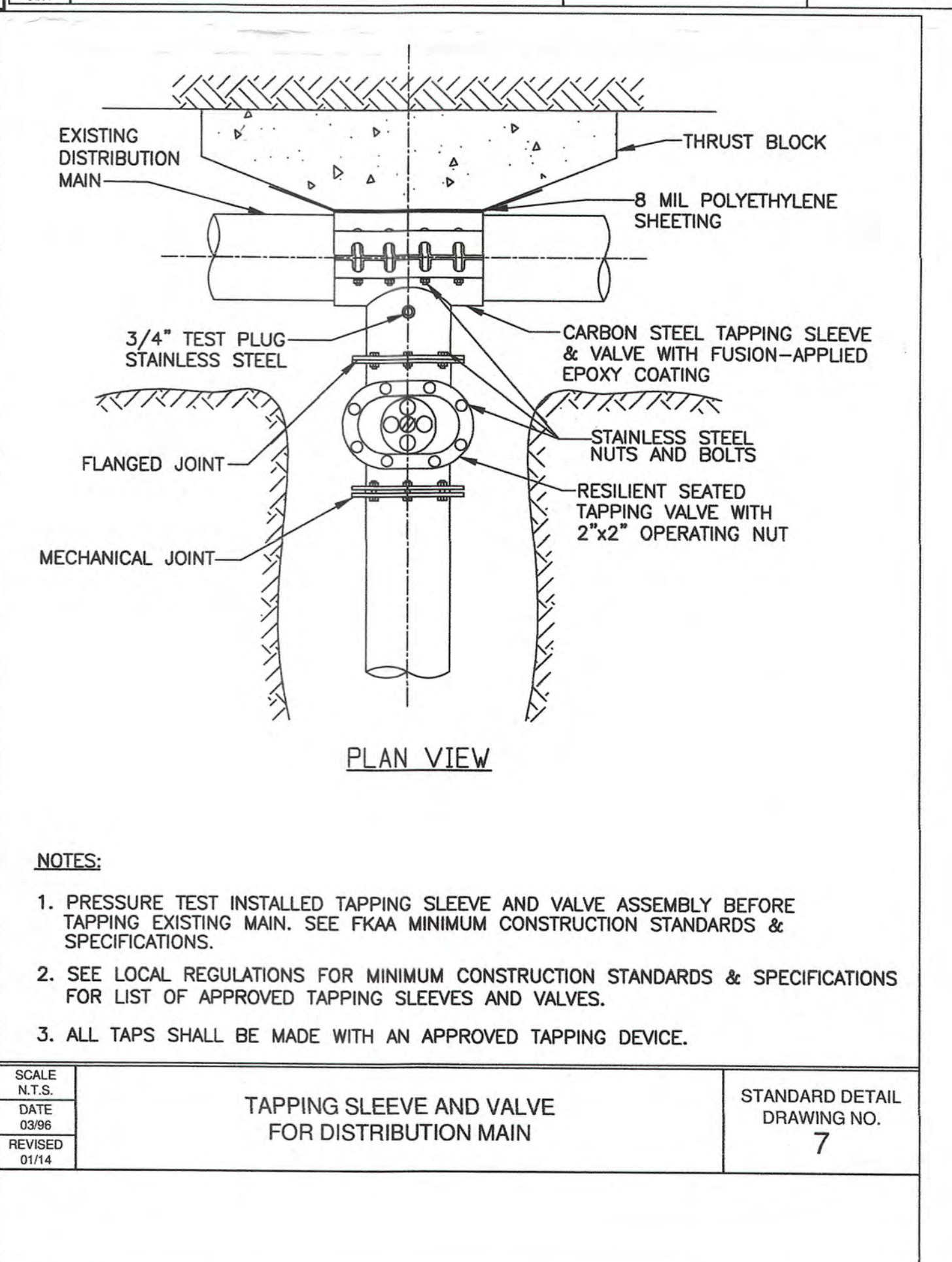
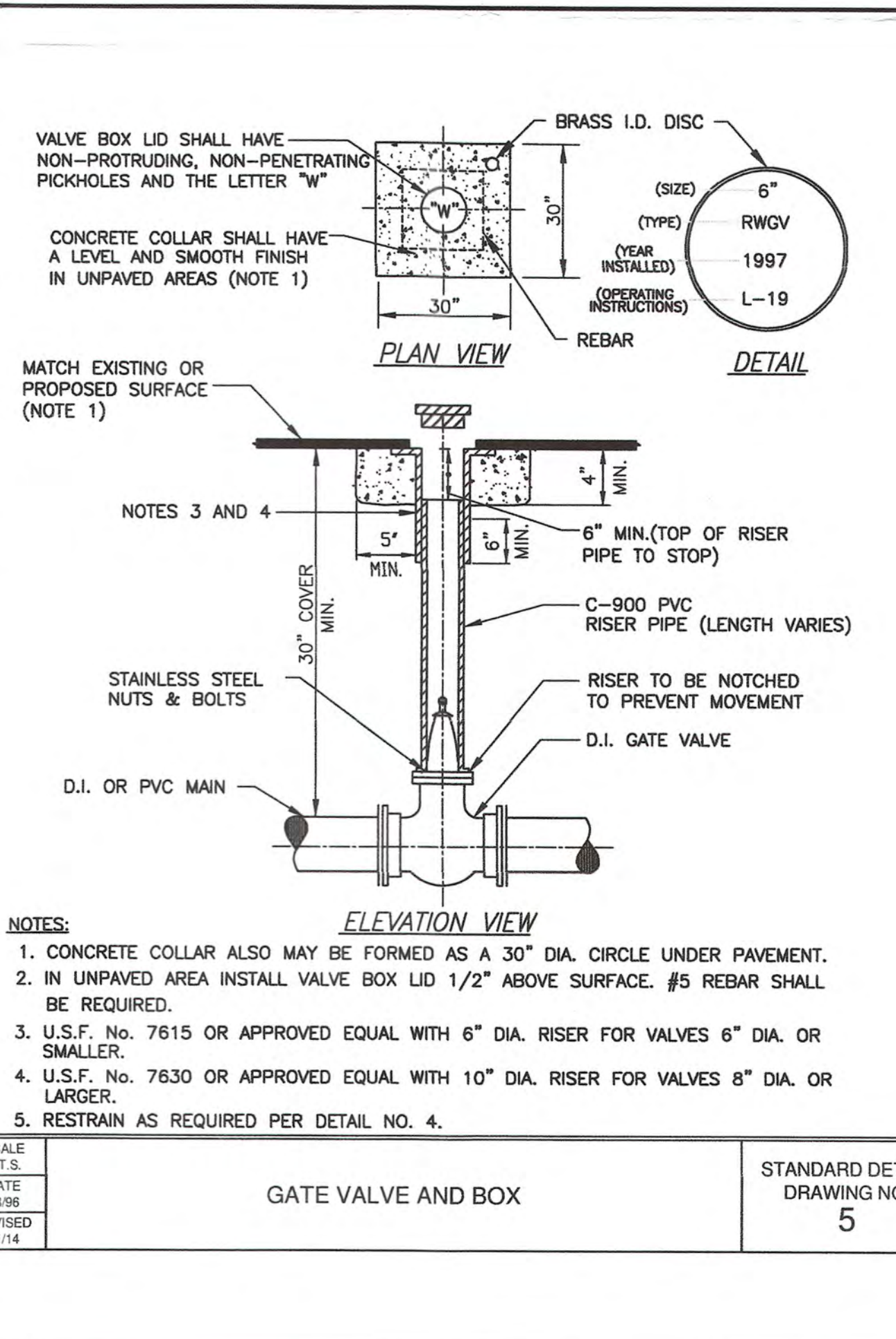
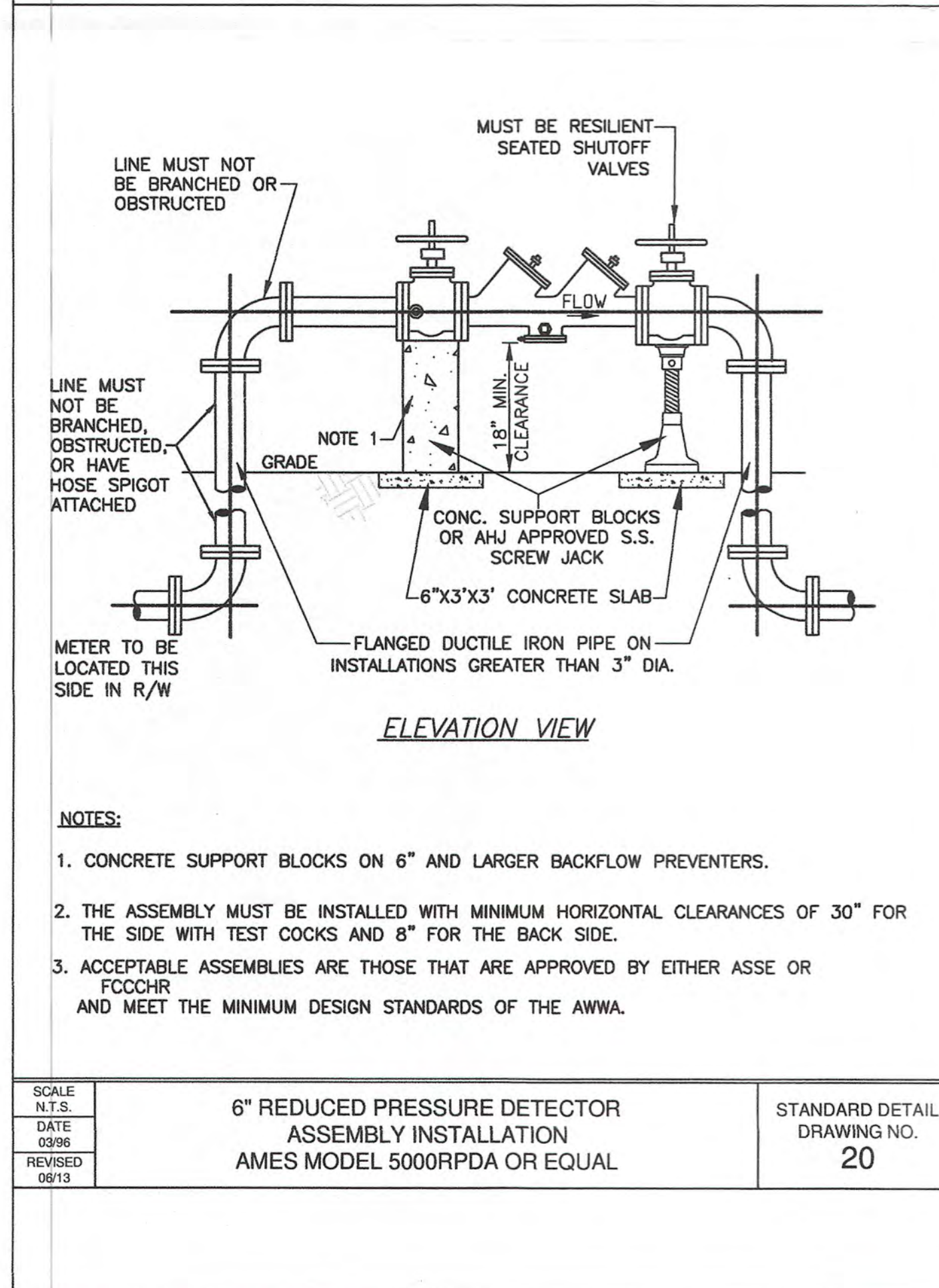
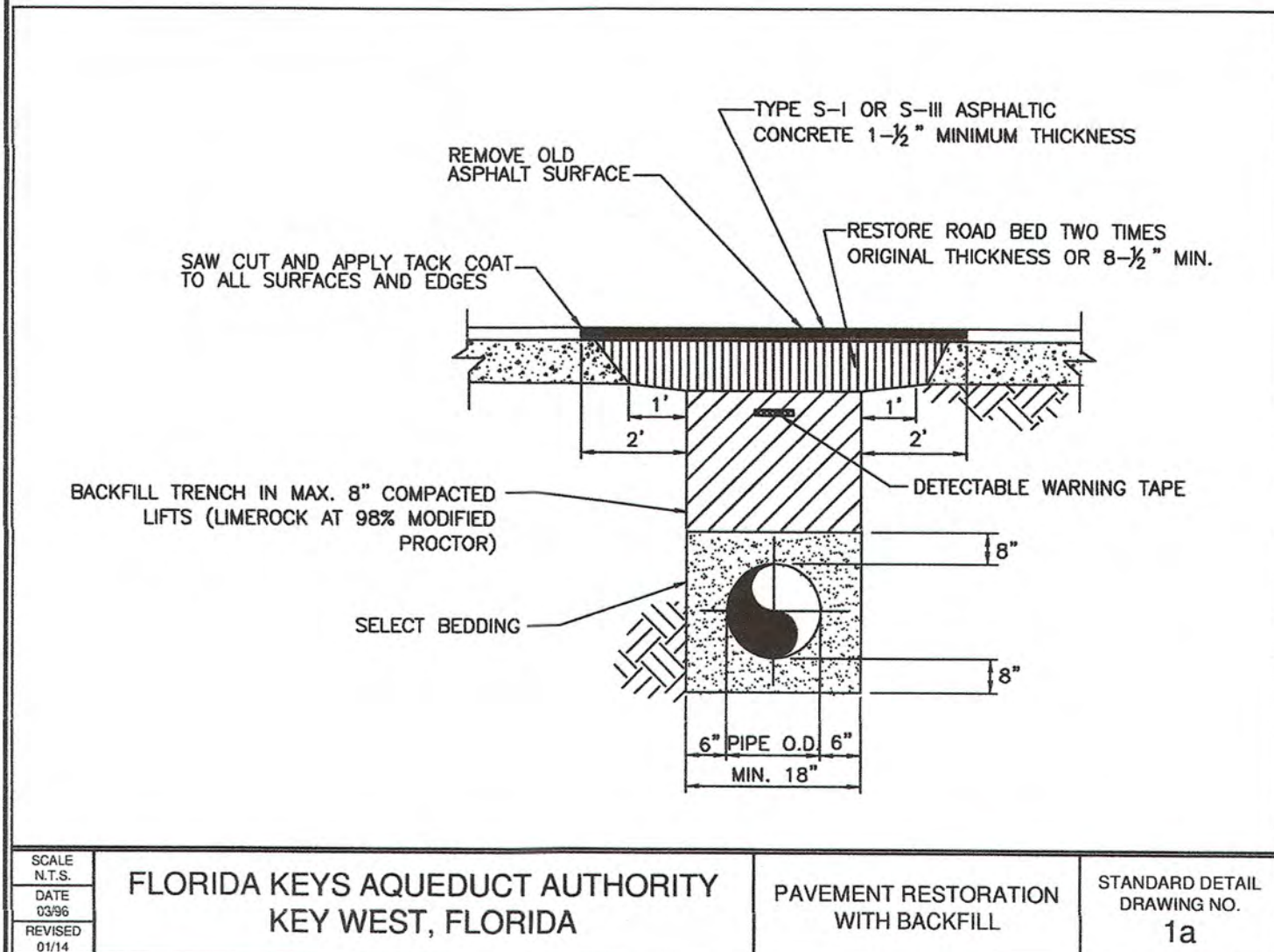
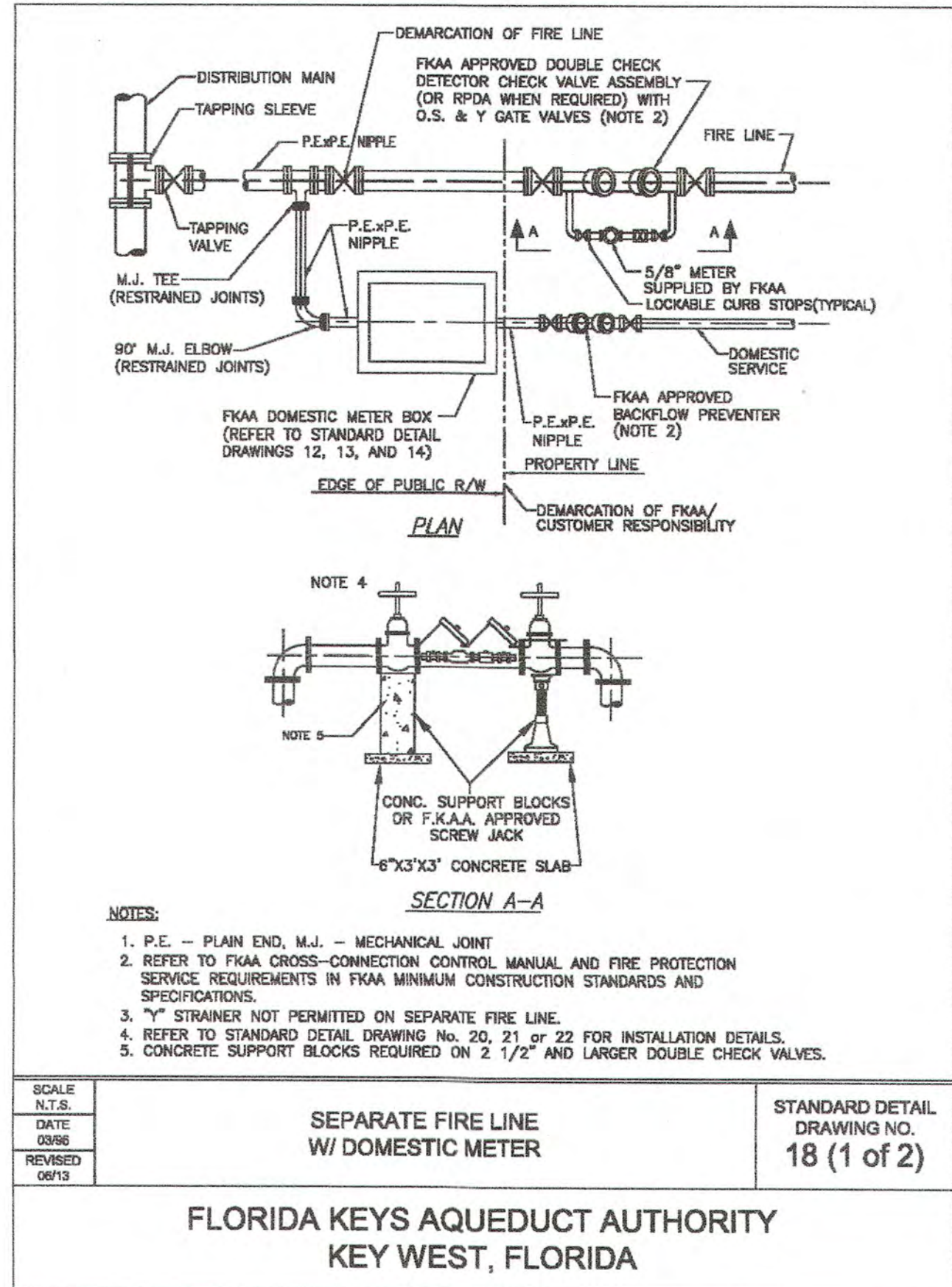
6. HDPE TO PVC TRANSITIONS: THE PVC PIPE SIDE SHALL BE RESTRAINED 35 FEET (MIN.).

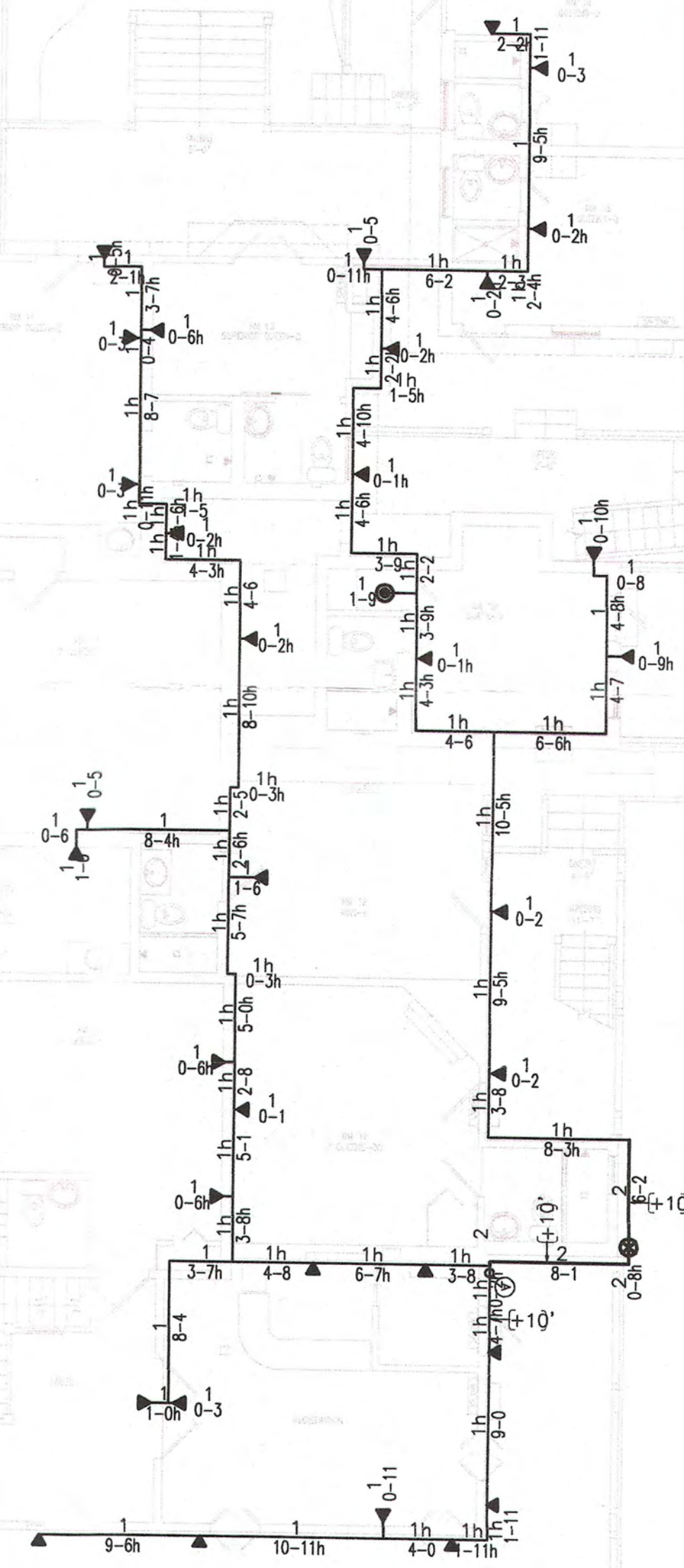
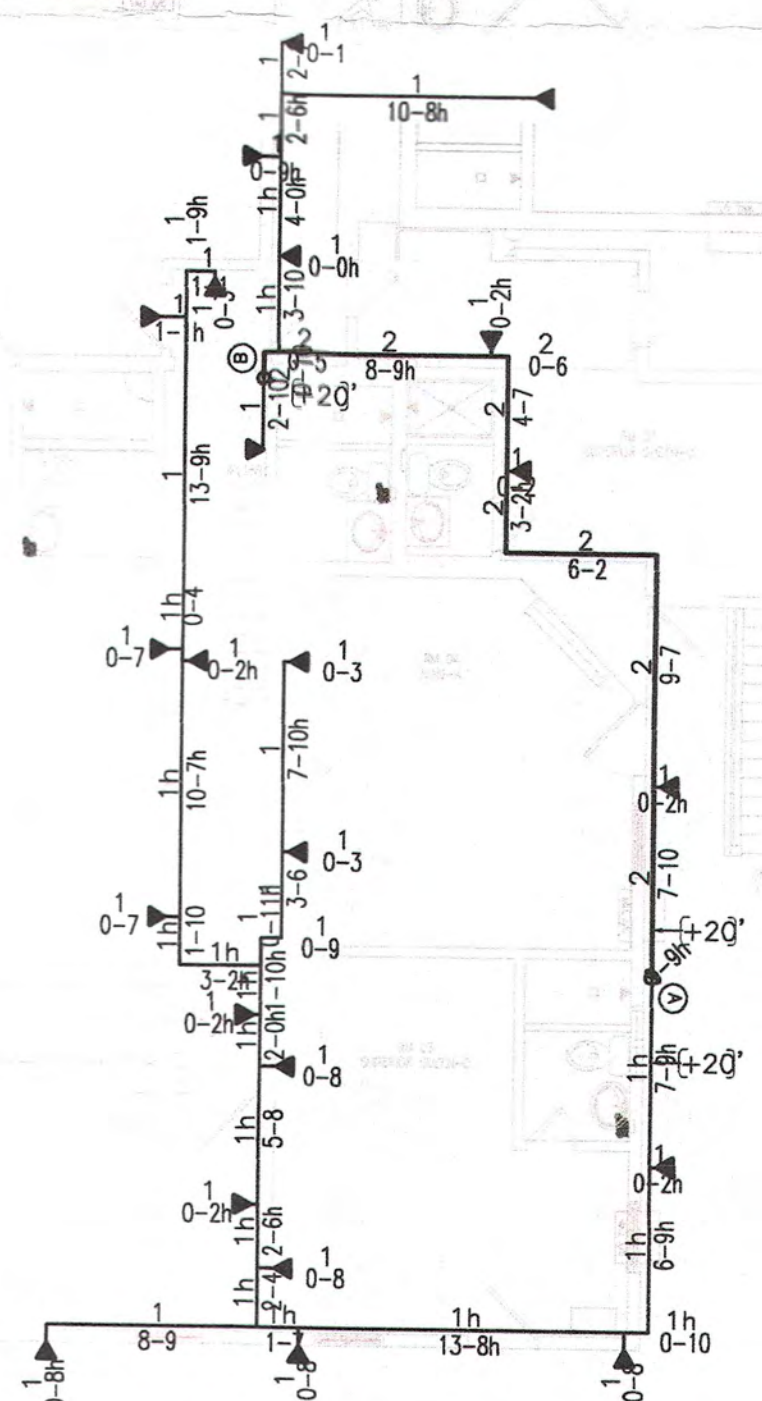
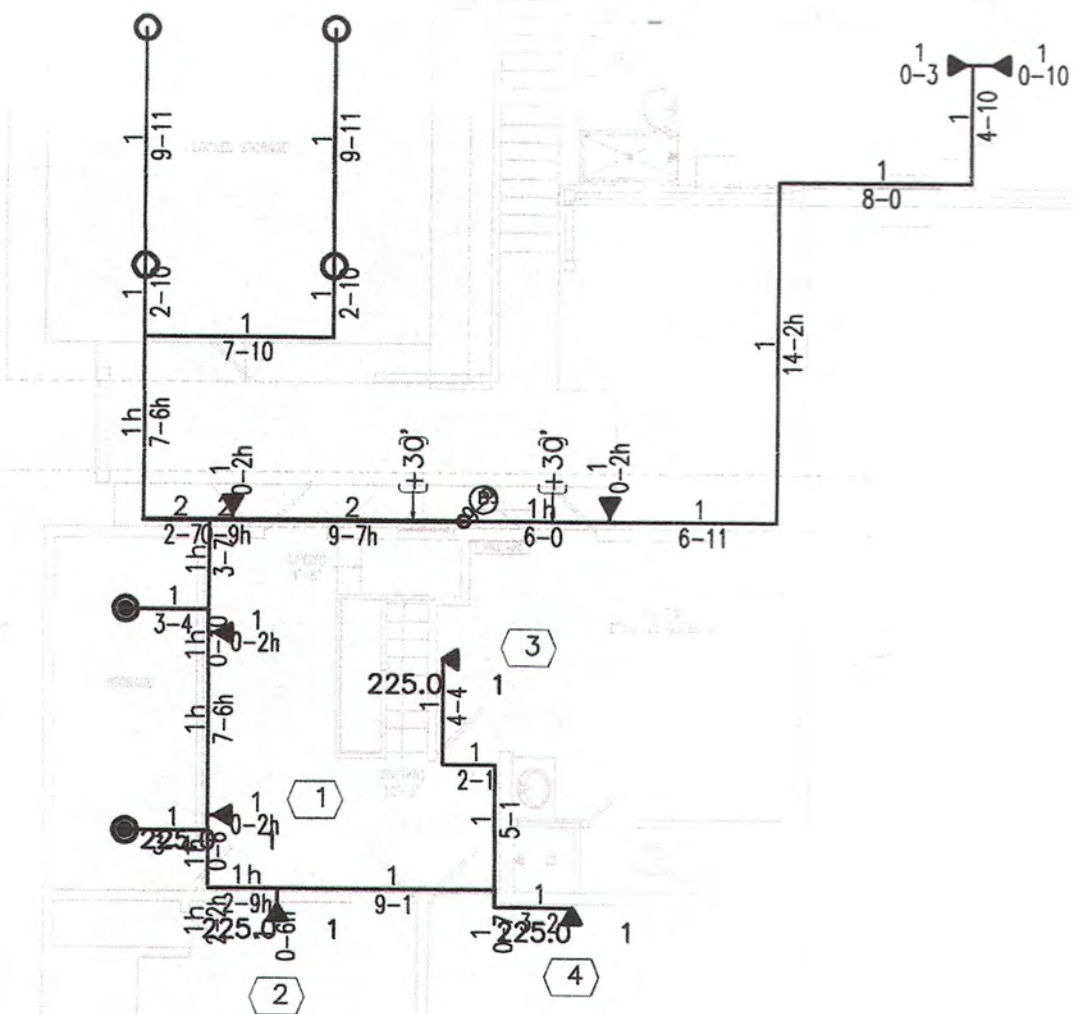
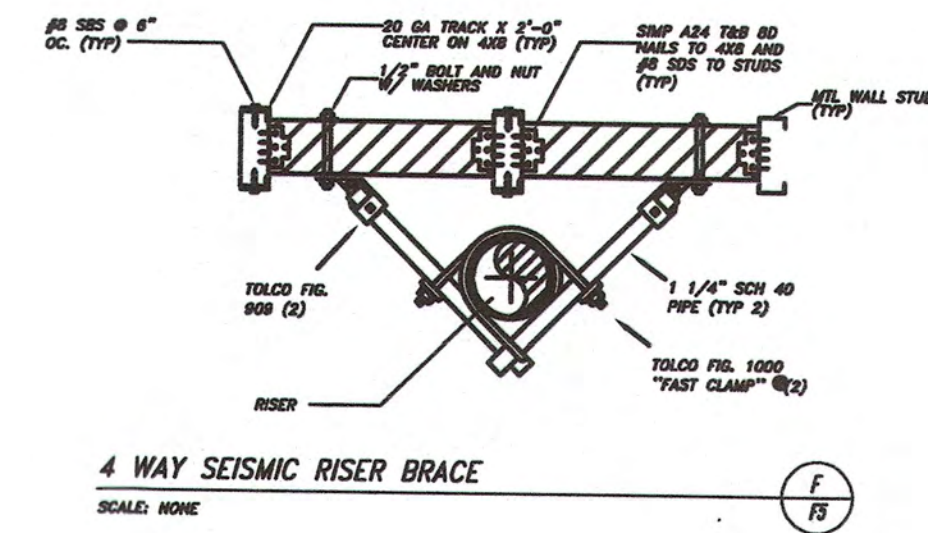
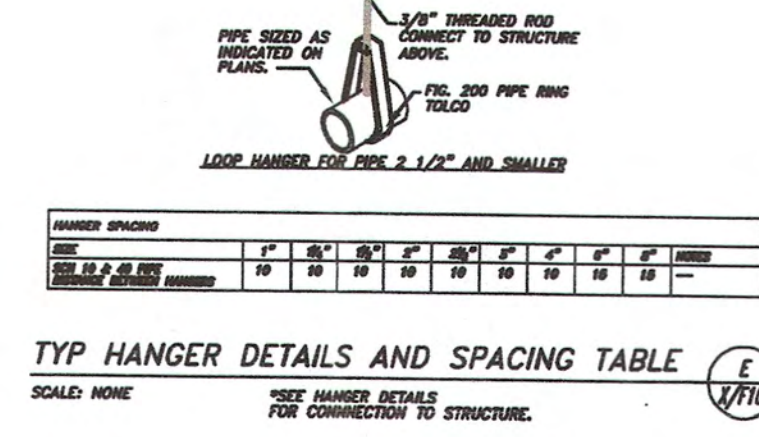
F.O. = FITTING ONLY

SCALE
N.T.S.
DATE
03/98
REVISED
01/14

PVC PIPE RESTRAINT JOINT SCHEDULE

STANDARD DETAIL
DRAWING NO.
4 (1 OF 2)





3RD FLOOR FIRE PROTECTION
SCALE 1/8"=1'-0"

2ND FLOOR FIRE PROTECTION
SCALE 1/8"=1'-0"

1ST FLOOR FIRE PROTECTION
SCALE 1/8"=1'-0"